

P r e m i u m
**DINING
FURNITURE**



2023 5STR

Quality Furniture ... Built to Last!

March 1, 2023

Dear Retailer:

We encourage you to browse through the pages of our catalog and see the wide variety of styles we have available.

We are dedicated to providing quality tables and chairs that are built to last. We take our craftsmanship seriously and strive to bring you a product that will withstand everyday use as well as last for years to come.

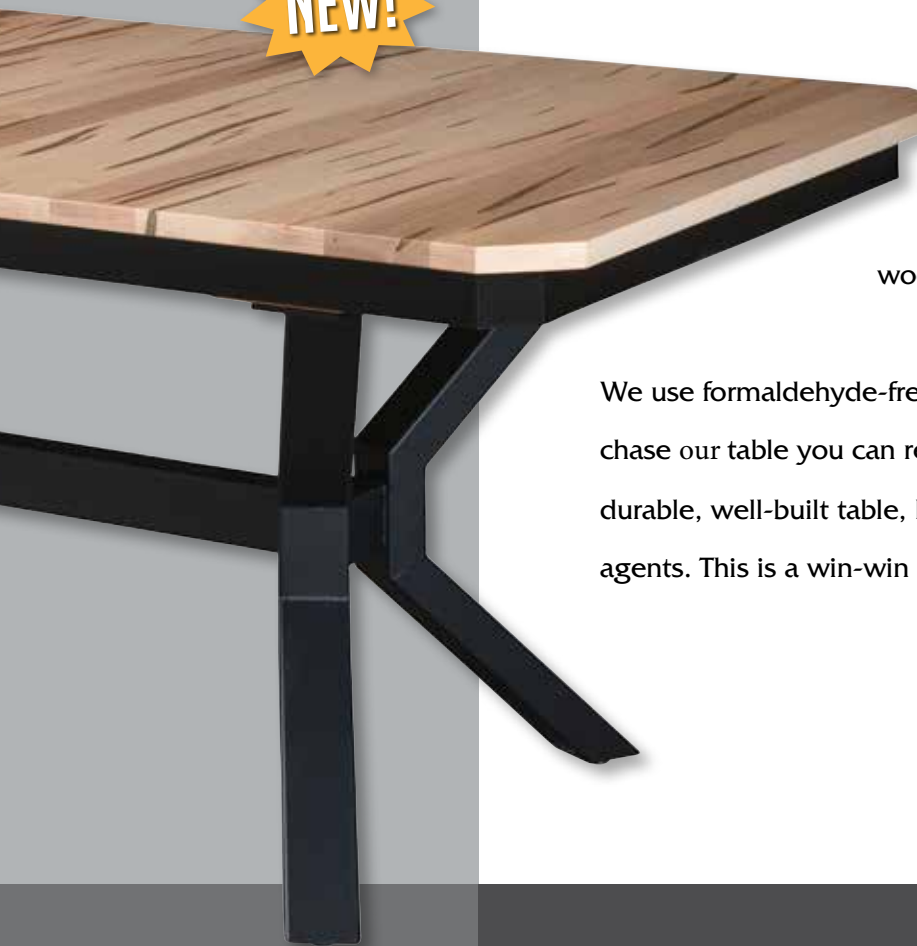
If you like a metal / wood combination be sure to see page 12 for the metal bases we have available. They can be paired with any wooden table top for a trendy, modern look.

We use formaldehyde-free finishes in our finish shop. When you purchase our table you can rest assured that you are not only receiving a durable, well-built table, but also one that is free from carcinogenic agents. This is a win-win situation for everyone from builder to consumer.

Delta Table

See page 78 for our newest metal base table.

NEW!



ORDERING INFORMATION

We offer standard features but we will also build custom tables to your specifications. We believe the difference is in the details and that's why we add the following features to bring you a top-quality product:

- **Levelers on all legs and feet**
- **Locks on all tables and leaves**
(except self storing leaves)
- **Full 1" solid tops**
- **Solid steam bent aprons**
- **Apron gap covers**
- **Double equalizer slides on most tables**

Wood Species

- Oak
- Cherry
- Maple
- Rustic Cherry
- Brown Maple
- Hickory
- Rustic Hickory
- Quartersawn White Oak
- Rustic Quartersawn White Oak
- Elm

The Following Information is Needed To Complete Your Order ...

- **Table Description**
- **Size / Dimension**
- **Number of Leaves**
 - *Double Pedestal Tables – Up to 12 Leaves!*
 - *Leg Tables – Up to 12 Leaves!*
 - *Self-Store Leaves: 12" Leaves are used when possible, otherwise leaves are 10"*
 - *Non Self-Store Leaves are 12"*
- **Table Top Shape**
- **Edge Style**
- **Pedestal Style**
(indicate choice of Rail for Double Pedestals)
- **Feet Style**
- **Legs**
- **Wood Species**
- **Stain Color**



EDGES



▲ Large Round



▲ Waterfall



▲ Bevel



▲ Large Bevel



▲ Chamfer



▲ Reverse Bevel



▲ Round



▲ Fillet



▲ Thumbnail



▲ Eased



▲ Small Round



▲ Ogee

LEGS



PEDESTALS

Most pedestals are available in 3 sizes – 6", 8" & 10".



FEET STYLES



See pages 8 & 9 to see which pedestals fit each foot

PEDESTALS / FEET



Standard Pedestals
6", 8", & 10"



Traditional Tulip Pedestal
6", 8", & 10"



Pot Belly Plain Pedestal
6", 8", & 10"



Pot Belly Reeded Pedestal
6", 8", & 10"




Pub Pedestal
6" & 8"








Barrel Pedestal
6", 8", & 10"



PEDESTALS / FEET



Mission Pedestal
6", 8", & 10"


Tulip Pedestal
6", 8", & 10"





Shreveport Pedestal
7" & 10"




Dutch Pedestal
6", 8", & 10"




Round Mission Pedestal
6" & 8"




Woodstock Pedestal
7" & 10"





Kingston Pedestal
8" only




Post Mission Pedestal
6", 8", & 10"



RAILS

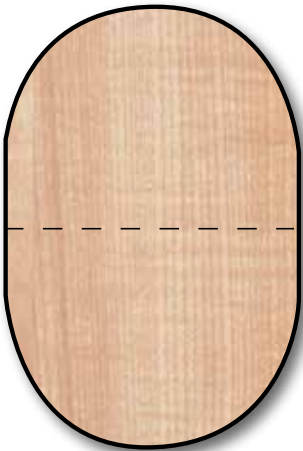


Can be used with **Standard, Traditional Tulip, Barrel, Dutch, Mission and Shreveport pedestals**




Can be used with **Standard, Tulip, Traditional Tulip, Barrel, Dutch, Mission and Shreveport pedestals**

TABLE TOP SHAPES



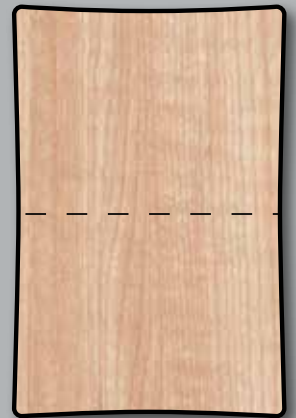
Oval




Rectangular



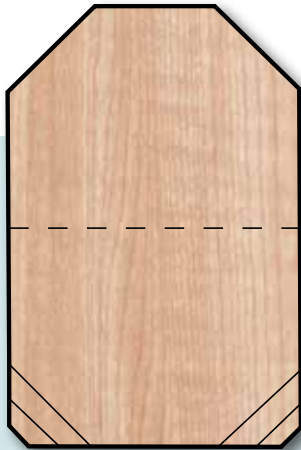
Kitchen End



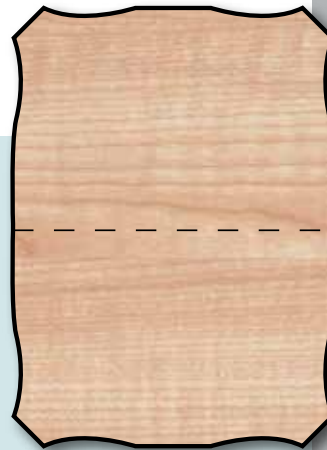
Bunker Hill Mission



Square Round




Crosscut




Regal



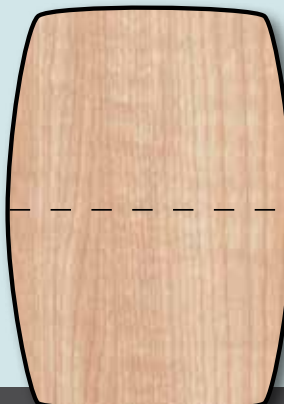
Duchess



Round



Square



Boat



Bow End

METAL BASES




Paisley Deluxe Base



Ayrshire Base



Irondale Base



Netherley Base



Argyll Base
(pub height shown)

SKIRTING / LOCKS



Optional Arch Skirting for Leg Tables


Replace any straight skirting with our arch skirting to allow additional space below the table top.




Locks used on All Tables

FARMHOUSE PLANK TOP


Table Top Shapes



Rectangular



Square Round
Up to 4"



Duchess



Square

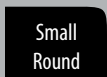


Standard Features Shown

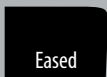
- Rectangular Top
- 1¼" Thick Top
- Eased Edge
- Hand Worn Corners
- #3 Legs
- Wormy Maple Top
- Brown Maple Legs & Skirting
- 2-Tone, Distressed with Rub Thru Finish

Shown with
Top: Wormy Maple with Driftwood finish
Legs & Skirting: Brown Maple with OCS-342 finish

Edges



Small
Round



Eased

Leg Options



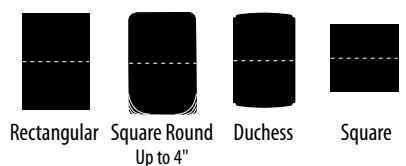
FARMHOUSE PLANK TOP

Self Store Leaves Not Available • Up to 4 Leaves Available on tables up to 72" Long

Size	Leaves	S/S	S/S with Apron
36 x 48	Add up to 4 Leaves	-	-
36 x 60	Add up to 4 Leaves	-	-
36 x 72	Add up to 4 Leaves	-	-
36 x 84	N/A	-	-
36 x 96	N/A	-	-
36 x 108	N/A	-	-

Size	Leaves	S/S	S/S with Apron
42 x 48	Add up to 4 Leaves	-	-
42 x 60	Add up to 4 Leaves	-	-
42 x 72	Add up to 4 Leaves	-	-
42 x 84	N/A	-	-
42 x 96	N/A	-	-
42 x 108	N/A	-	-

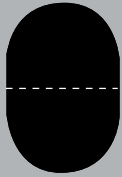
Size	Leaves	S/S	S/S with Apron
48 x 48	Add up to 4 Leaves	-	-
48 x 60	Add up to 4 Leaves	-	-
48 x 72	Add up to 4 Leaves	-	-
48 x 84	N/A	-	-
48 x 96	N/A	-	-
48 x 108	N/A	-	-



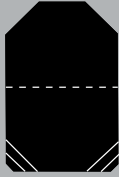
DOUBLE PEDESTAL TABLES

continued...

Table Top Shapes



Oval



Crosscut
Up to 12"



Options Shown

- Oval Top
- Round Edge
- 8" Standard Pedestals
- Modern Feet
- Standard Rail



Pedestal / Feet Options

Options Shown →

- 12" Crosscut Top
- Ogee Edge
- 7" Standard Pedestals
- Modern Feet
- Standard Rail

Standard Pedestals w/Standard Bar



Standard Pedestals w/Sheaf Rail



Mission Pedestals



Pot Belly Reeded Pedestals



Edges



Large Round



Round



Waterfall



Fillet



Bevel



Ogee



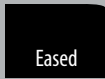
Chamfer



Thumbnail



Reverse
Bevel



Eased



Small
Round

Standard Pedestals w/Standard Rail



Round Mission Pedestals



Round Mission

Tulip Pedestals



Tulip Tulip Reeded

Mission Pedestals w/J-Arch Rail



Reeded Fancy Claw

Shreveport Mission Pedestals



Shreveport

Kingston Pedestals



Kingston

DOUBLE PEDESTAL TABLES


Self Store Leaves only available where specified • All Non Self Store Leaves have Aprons
Up to 12 Leaves Available

Size	Leaves	S/S	S/S with Apron
36 x 60	1 - 12" Leaf	1	1
36 x 60	2 - 12" Leaves	2	1
36 x 60	3 - 12" Leaves	2	1
36 x 60	4 - 12" Leaves	N/A	
36 x 66	1 - 12" Leaf	1	1
36 x 66	2 - 12" Leaves	2	1
36 x 66	3 - 12" Leaves	2	1
36 x 66	4 - 12" Leaves	2	1
36 x 72	1 - 12" Leaf	1	1
36 x 72	2 - 12" Leaves	2	1
36 x 72	3 - 12" Leaves	2	1
36 x 72	4 - 12" Leaves	2	1

42 x 60	1 - 12" Leaf	1	1
42 x 60	2 - 12" Leaves	2	1
42 x 60	3 - 12" Leaves	2	1
42 x 60	4 - 12" Leaves	2	1
42 x 66	1 - 12" Leaf	1	1
42 x 66	2 - 12" Leaves	2	1
42 x 66	2 - 10" Leaves	2	2
42 x 66	3 - 12" Leaves	2	1
42 x 66	3 - 10" Leaves	3	2
42 x 66	4 - 12" Leaves	2	1
42 x 66	4 - 10" Leaves	4	2
42 x 72	1 - 12" Leaf	1	1
42 x 72	2 - 12" Leaves	2	2
42 x 72	3 - 12" Leaves	3	2
42 x 72	4 - 12" Leaves	2	1
42 x 72	4 - 10" Leaves	4	2

Size	Leaves	S/S	S/S with Apron
48 x 60	1 - 12" Leaf	1	1
48 x 60	2 - 12" Leaves	2	1
48 x 60	3 - 12" Leaves	2	1
48 x 60	4 - 12" Leaves	2	1
48 x 66	1 - 12" Leaf	1	1
48 x 66	2 - 12" Leaves	2	1
48 x 66	2 - 10" Leaves	2	2
48 x 66	3 - 12" Leaves	2	1
48 x 66	3 - 10" Leaves	3	2
48 x 66	4 - 12" Leaves	2	1
48 x 66	4 - 10" Leaves	4	2
48 x 72	1 - 12" Leaf	1	1
48 x 72	2 - 12" Leaves	2	2
48 x 72	3 - 12" Leaves	3	2
48 x 72	4 - 12" Leaves	4	2

54 x 60	Add up to 4 Leaves	N/A	
54 x 66	1 - 12" Leaf	1	1
54 x 66	2 - 12" Leaves	2	1
54 x 66	3 - 12" Leaves	2	1
54 x 66	4 - 12" Leaves	2	2
54 x 72	1 - 12" Leaf	1	1
54 x 72	2 - 12" Leaves	2	2
54 x 72	3 - 12" Leaves	3	2
54 x 72	4 - 12" Leaves	4	2



Oval




Crosscut
Up to 12"

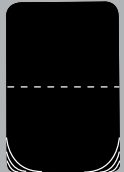
DOUBLE PEDESTAL TABLES

continued...

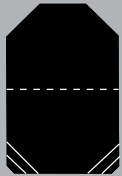
Table Top Shapes



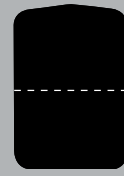
Rectangular




Square Round
Up to 12"



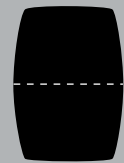
Crosscut
Up to 7"




Kitchen End



Duchess



Boat



Bow End

Edges



Large Round



Round



Waterfall



Fillet



Bevel



Ogee




Chamfer



Thumbnail



Reverse
Bevel



Eased



Small
Round

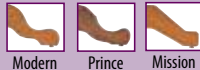


Options Shown

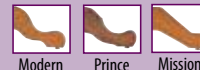
- 4" Square Round Top
- Round Edge
- 7" Standard Pedestals
- Prince Feet
- Sheaf Rail

Pedestal / Feet Options

Standard Pedestals w/Standard Bar



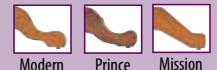
Standard Pedestals w/Sheaf Rail



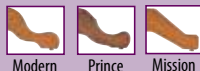
Mission Pedestals



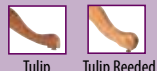
Pot Belly Reeded Pedestals



Standard Pedestals w/Standard Rail



Tulip Pedestals



Mission Pedestals w/J-Arch Rail



Shreveport Mission Pedestals



Round Mission Pedestals



Round Mission

Kingston Pedestals



Kingston

DOUBLE PEDESTAL TABLES

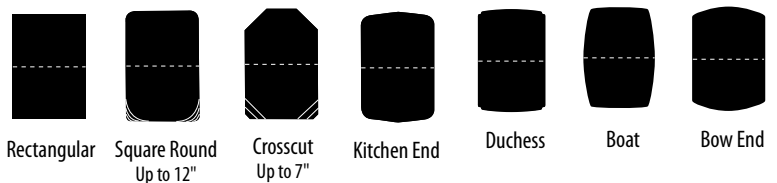
Self Store Leaves only available where specified • All Non Self Store Leaves have Aprons
Up to 12 Leaves Available

Size	Leaves	S/S	S/S with Apron
36 x 60	1 - 12" Leaf	1	1
36 x 60	2 - 12" Leaves	2	1
36 x 60	3 - 12" Leaves	2	1
36 x 60	4 - 12" Leaves	2	1
36 x 66	1 - 12" Leaf	1	1
36 x 66	2 - 12" Leaves	2	1
36 x 66	3 - 12" Leaves	2	1
36 x 66	4 - 12" Leaves	2	1
36 x 72	1 - 12" Leaf	1	1
36 x 72	2 - 12" Leaves	2	1
36 x 72	3 - 12" Leaves	2	1
36 x 72	4 - 12" Leaves	2	1

Size	Leaves	S/S	S/S with Apron
48 x 60	1 - 12" Leaf	1	1
48 x 60	2 - 12" Leaves	2	2
48 x 60	3 - 12" Leaves	3	2
48 x 60	4 - 12" Leaves	4	2
48 x 66	1 - 12" Leaf	1	1
48 x 66	2 - 12" Leaves	2	2
48 x 66	3 - 12" Leaves	3	2
48 x 66	4 - 12" Leaves	4	2
48 x 72	1 - 12" Leaf	1	1
48 x 72	2 - 12" Leaves	2	2
48 x 72	3 - 12" Leaves	3	2
48 x 72	4 - 12" Leaves	4	2


42 x 60	1 - 12" Leaf	1	1
42 x 60	2 - 12" Leaves	2	2
42 x 60	3 - 12" Leaves	3	2
42 x 60	4 - 12" Leaves	N/A	
42 x 60	4 - 10" Leaves	4	2
42 x 66	1 - 12" Leaf	1	1
42 x 66	2 - 12" Leaves	2	2
42 x 66	3 - 12" Leaves	3	2
42 x 66	4 - 12" Leaves	4	2
42 x 72	1 - 12" Leaf	1	1
42 x 72	2 - 12" Leaves	2	2
42 x 72	3 - 12" Leaves	3	2
42 x 72	4 - 12" Leaves	4	2

54 x 60	Add up to 4 Leaves		
54 x 66	1 - 12" Leaf	1	1
54 x 66	2 - 12" Leaves	2	2
54 x 66	3 - 12" Leaves	3	2
54 x 66	4 - 12" Leaves	4	2
54 x 72	1 - 12" Leaf	1	1
54 x 72	2 - 12" Leaves	2	2
54 x 72	3 - 12" Leaves	3	2
54 x 72	4 - 12" Leaves	4	2



SINGLE PEDESTAL TABLES

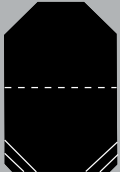
Table Top Shapes



Rectangular



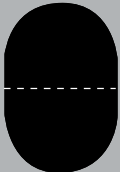
Square Round
Up to 12"




Crosscut
Up to 12"




Bow End




Oval



Duchess



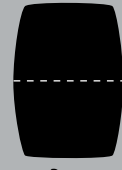
Round



Kitchen End



Square



Boat

Edges



Large Round



Round



Waterfall



Fillet



Bevel



Ogee



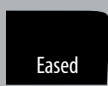
Chamfer



Thumbnail



Reverse
Bevel



Eased



Small
Round



Options Shown

- Round Top
- Round Edge
- 8" Standard Pedestal
- Modern Feet

Pedestal / Feet Options



Barrel



Traditional Tulip



Pot Belly



Pot Belly Reeded



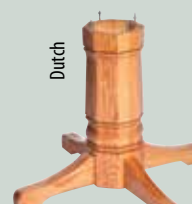
Mission



Tulip



Round Mission



Dutch



Post Mission



Kingston

Only Tulip or Reeded Tulip feet can be used with this pedestal

Only Round Mission feet can be used with this pedestal

Only Dutch feet can be used with this pedestal

Only Post Mission feet can be used with this pedestal

Only Kingston feet can be used with this pedestal



Shreveport Mission



Woodstock

Only Shreveport feet can be used with this pedestal

Only Woodstock feet can be used with this pedestal



Modern



Prince



Reeded



Fancy
Claw



Mission

SINGLE PEDESTAL TABLES

Self Store Leaves only available where specified • All Non Self Store Leaves have Aprons
Up to 6 Leaves Available on Select Sizes with Drop Legs

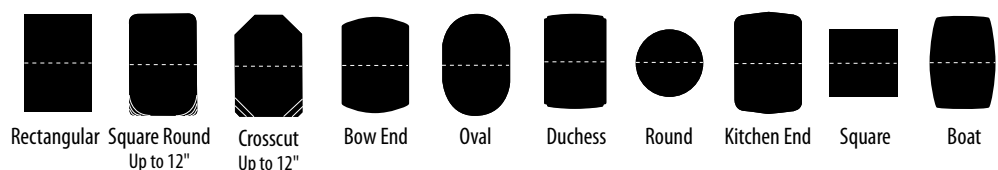
Size	Leaves	S/S	S/S with Apron
36 x 36	Add up to 2 Leaves	N/A	
36 x 42	Add up to 2 Leaves	N/A	
36 x 48	1 - 12" Leaf	N/A	
36 x 48	1 - 10" Leaf	1	1
36 x 48	2 - 12" Leaves	N/A	
36 x 48	2 - 10" Leaves	2	1
36 x 48	3 - 12" Leaves	N/A	
36 x 48	3 - 10 Leaves	2	1
36 x 54	1 - 12" Leaf	1	1
36 x 54	2 - 12" Leaves	2	1
36 x 54	3 - 12" Leaves	2	1
36 x 60	1 - 12" Leaf	1	1
36 x 60	2 - 12" Leaves	2	1
36 x 60	3 - 12" Leaves	2	1

Size	Leaves	S/S	S/S with Apron
42 x 42	Add up to 3 Leaves	N/A	
42 x 48	Add up to 3 Leaves	N/A	
42 x 54	1 - 12" Leaf	1	1
42 x 54	2 - 12" Leaves	2	1
42 x 60	1 - 12" Leaf	1	1
42 x 60	2 - 12" Leaves	2	1

Size	Leaves	S/S	S/S with Apron
48 x 48	Add up to 3 Leaves	N/A	
48 x 54	Add up to 2 Leaves	N/A	
48 x 60	1 - 12" Leaf	1	1


54 x 54	Add up to 1 Leaf	N/A	
54 x 60	Solid Top Only		

60 x 60	Solid Top Only		
---------	----------------	--	--



FOLDING LEAF

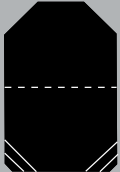
Table Top Shapes



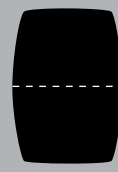
Rectangular



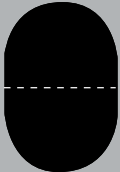
Square Round
Up to 12"




Crosscut
Up to 12"




Boat



Oval



Bow End



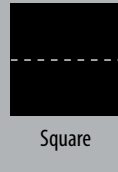
Kitchen End



Duchess



Round



Square

Edges



Large Round



Round



Waterfall



Fillet



Bevel



Ogee




Chamfer




Thumbnail



Reverse
Bevel



Eased



Small
Round



Options Shown

- Round Top
- Round Edge
- 10" Standard Pedestal
- Modern Feet



Pedestal / Feet Options



Barrel



Traditional Tulip



Pot Belly



Pot Belly Reeded



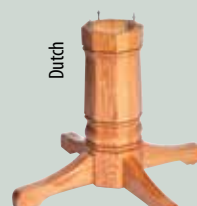
Mission



Tulip



Round Mission



Dutch



Post Mission



Kingston

Only Tulip or Reeded Tulip feet can be used with this pedestal

Only Round Mission feet can be used with this pedestal

Only Dutch feet can be used with this pedestal

Only Post Mission feet can be used with this pedestal

Only Kingston feet can be used with this pedestal



Shreveport Mission



Woodstock

Only Shreveport feet can be used with this pedestal

Only Woodstock feet can be used with this pedestal



Modern



Prince



Reeded



Fancy
Claw



Mission

FOLDING LEAF

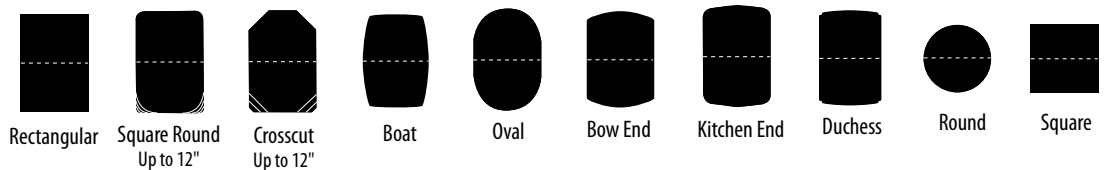
All Leaves are Self Store without Aprons

Size	Leaves	S/S	S/S with Apron
42 x 48	1 - 20" Leaf	1	N/A
42 x 54	1 - 20" Leaf	1	N/A
42 x 60	1 - 20" Leaf	1	N/A

Size	Leaves	S/S	S/S with Apron
44 x 44	1 - 20" Leaf	1	N/A
44 x 54	1 - 20" Leaf	1	N/A
44 x 60	1 - 20" Leaf	1	N/A


Size	Leaves	S/S	S/S with Apron
48 x 48	1 - 20" Leaf	1	N/A
48 x 54	1 - 20" Leaf	1	N/A
48 x 60	1 - 20" Leaf	1	N/A

54 x 54	1 - 20" Leaf	1	N/A
---------	--------------	---	-----

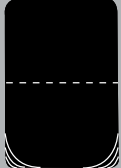


SPLIT SINGLE PEDESTAL

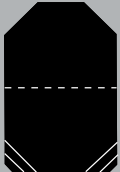
Table Top Shapes




Rectangular



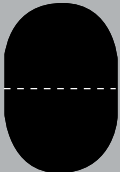
Square Round
Up to 12"



Crosscut
Up to 12"




Bow End



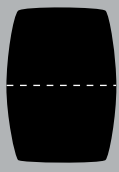
Oval




Kitchen End




Duchess



Boat



Round



Square

Edges



Large Round



Round



Waterfall



Fillet



Bevel



Ogee



Chamfer



Thumbnail



Reverse
Bevel



Eased



Small
Round



Options Shown

- Oval Top
- Round Edge
- Split Mission Pedestal
- Mission Feet
- Shaker Center Leg
- Standard with Rollers



Feet Options



Modern



Prince



Reeded



Fancy
Claw



Mission

SPLIT SINGLE PEDESTAL

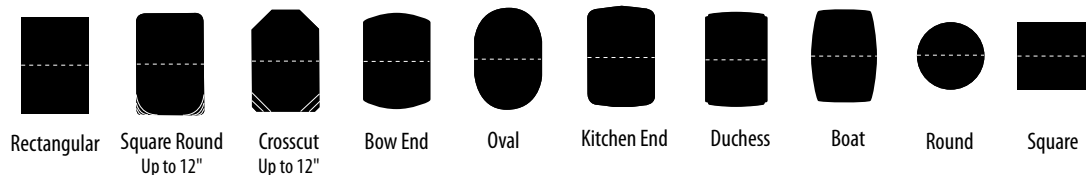
Self Store Leaves NOT AVAILABLE

Size	Leaves	S/S	S/S with Apron
36 x 48	Add up to 4 Leaves	N/A	
36 x 54	Add up to 4 Leaves	N/A	
36 x 60	Add up to 4 Leaves	N/A	

Size	Leaves	S/S	S/S with Apron
42 x 48	Add up to 4 Leaves	N/A	
42 x 54	Add up to 4 Leaves	N/A	
42 x 60	Add up to 4 Leaves	N/A	

Size	Leaves	S/S	S/S with Apron
54 x 54	Add up to 4 Leaves	N/A	
54 x 60	Add up to 4 Leaves	N/A	


48 x 48	Add up to 4 Leaves	N/A	
48 x 54	Add up to 4 Leaves	N/A	
48 x 60	Add up to 4 Leaves	N/A	



TRIPLE SINGLE PEDESTAL

with Stationary Center

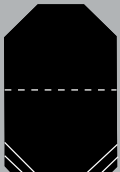
Table Top Shapes



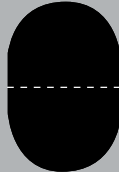
Rectangular



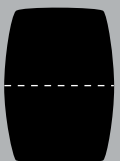
Square Round
Up to 12"



Crosscut
Up to 12"




Oval



Boat



Bow End



Kitchen End

Edges



Large Round



Round



Waterfall



Fillet



Bevel



Ogee



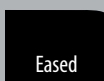
Chamfer



Thumbnail



Reverse
Bevel



Eased



Small
Round



Standard
with rollers

Options Shown

- Oval Top
- Round Edge
- 8" Standard Pedestals
- Modern Feet



Pedestal / Feet Options



Barrel



Traditional Tulip



Pot Belly



Pot Belly Reeded



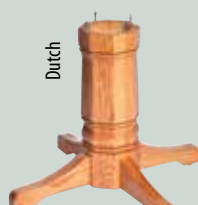
Mission



Tulip



Round Mission



Dutch



Post Mission



Kingston

Only Tulip or Reeded Tulip feet can be used with this pedestal

Only Round Mission feet can be used with this pedestal

Only Dutch feet can be used with this pedestal

Only Post Mission feet can be used with this pedestal

Only Kingston feet can be used with this pedestal



Shreveport Mission



Woodstock

Only Shreveport feet can be used with this pedestal

Only Woodstock feet can be used with this pedestal



Modern



Prince



Reeded



Fancy
Claw



Mission

TRIPLE SINGLE PEDESTAL

with Stationary Center

Self Store Leaves are NOT AVAILABLE

Size	Leaves	S/S	S/S with Apron
42 x 84	Add up to 12 Leaves	N/A	
42 x 96	Add up to 12 Leaves	N/A	
42 x 108	Add up to 12 Leaves	N/A	
42 x 120	Add up to 12 Leaves	N/A	

Size	Leaves	S/S	S/S with Apron
48 x 72	Add up to 8 Leaves	N/A	
48 x 84	Add up to 12 Leaves	N/A	
48 x 96	Add up to 12 Leaves	N/A	
48 x 108	Add up to 12 Leaves	N/A	

Size	Leaves	S/S	S/S with Apron
54 x 72	Add up to 8 Leaves	N/A	
54 x 84	Add up to 12 Leaves	N/A	
54 x 96	Add up to 12 Leaves	N/A	
54 x 108	Add up to 12 Leaves	N/A	



Rectangular



Square Round
Up to 12"



Crosscut
Up to 12"



Oval



Boat




Bow End



Kitchen End

BUCKEYE

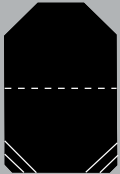
Table Top Shapes



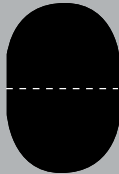
Rectangular




Square Round
Up to 12"



Crosscut
Up to 12"



Oval




Kitchen End



Bow End



Round



Square

Edges



Large Round



Round



Waterfall



Fillet



Bevel



Ogee



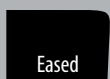
Chamfer



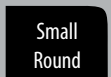
Thumbnail



Reverse
Bevel



Eased



Small
Round



- Options Shown**
- Round Top
 - Round Edge
 - Buckeye Pedestal

Pedestal / Feet Options

Buckeye pedestal is the only option for this table

BUCKEYE

*Self Store Leaves only available where specified • All Non Self Store Leaves have Aprons
Up to 6 Leaves Available on Select Sizes with Drop Legs*


Size	Leaves	S/S	S/S with Apron
48 x 48	Add up to 3 Leaves	N/A	
48 x 54	Add up to 2 Leaves	N/A	
48 x 60	1 - 12" Leaf	1	with Apron

Size	Leaves	S/S	S/S with Apron
54 x 54	Add up to 2 Leaves	N/A	
54 x 60	Add up to 1 Leaf	N/A	
60 x 60	Add up to 1 Leaf	N/A	



LIBERTY

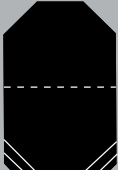
Table Top Shapes



Rectangular



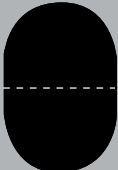
Square Round
Up to 12"



Crosscut
Up to 12"




Bow End




Oval




Duchess



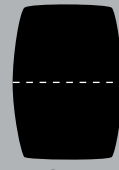
Round



Kitchen End



Square



Boat

Edges



Large Round



Round



Waterfall



Fillet



Bevel



Ogee



Chamfer



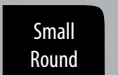
Thumbnail



Reverse
Bevel



Eased



Small
Round



Options Shown

- Square Top
- Eased Edge
- Liberty Pedestal

Pedestal / Feet Options

Liberty pedestal is the only option for this table

LIBERTY

Self Store Leaves only available where specified • All Non Self Store Leaves have Aprons
Up to 6 Leaves Available on Select Sizes with Drop Legs

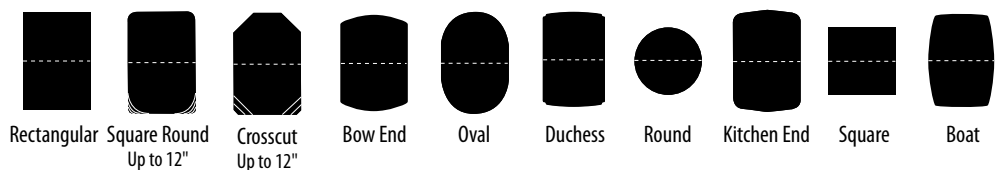
Size	Leaves	S/S	S/S with Apron
36 x 36	Add up to 2 Leaves	N/A	
36 x 42	Add up to 2 Leaves	N/A	
36 x 48	1 - 12" Leaf	N/A	
36 x 48	1 - 10" Leaf	1	1
36 x 48	2 - 12" Leaves	N/A	
36 x 48	2 - 10" Leaves	2	1
36 x 48	3 - 12" Leaves	N/A	
36 x 48	3 - 10 Leaves	2	1
36 x 54	1 - 12" Leaf	1	1
36 x 54	2 - 12" Leaves	2	1
36 x 54	3 - 12" Leaves	2	1
36 x 60	1 - 12" Leaf	1	1
36 x 60	2 - 12" Leaves	2	1
36 x 60	3 - 12" Leaves	2	1

Size	Leaves	S/S	S/S with Apron
42 x 42	Add up to 3 Leaves	N/A	
42 x 48	Add up to 3 Leaves	N/A	
42 x 54	1 - 12" Leaf	1	1
42 x 54	2 - 12" Leaves	2	1
42 x 60	1 - 12" Leaf	1	1
42 x 60	2 - 12" Leaves	2	1

Size	Leaves	S/S	S/S with Apron
48 x 48	Add up to 3 Leaves	N/A	
48 x 54	Add up to 2 Leaves	N/A	
48 x 60	1 - 12" Leaf	1	1

54 x 54	Add up to 1 Leaf	N/A	
54 x 60	Solid Top Only		


60 x 60	Solid Top Only		
---------	----------------	--	--



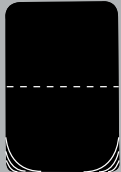
VENUS

NEW!

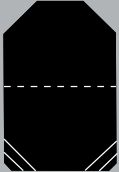
Table Top Shapes



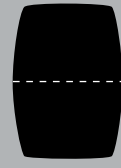
Rectangular



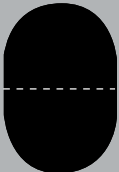
Square Round
Up to 12"




Crosscut
Up to 12"




Boat




Oval




Bow End




Kitchen End



Duchess



Square



Round

Edges



Large Round



Round



Waterfall



Fillet



Bevel



Ogee



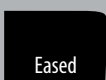
Chamfer



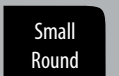
Thumbnail



Reverse
Bevel



Eased



Small
Round



Options Shown

- Bow End Top
- Waterfall Edge
- Venus Pedestal

Pedestal / Feet Options

Pedestal/Feet Options are not available for Venus tables

VENUS

Self Store Leaves only available where specified • All Non Self Store Leaves have Aprons
Up to 6 Leaves Available on Select Sizes with Drop Legs

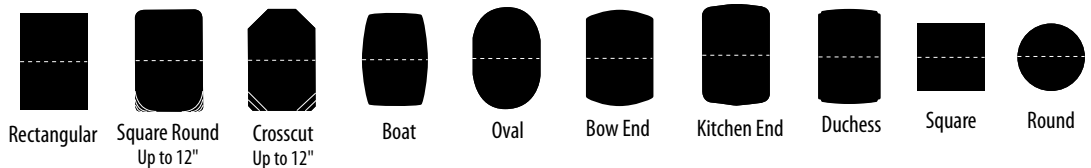
Size	Leaves	S/S	S/S/ with Apron
36 x 36	Add up to 2 Leaves	N/A	
36 x 42	Add up to 2 Leaves	N/A	
36 x 48	1 - 12" Leaf	N/A	
36 x 48	1 - 10" Leaf	1	1
36 x 48	2 - 12" Leaves	N/A	
36 x 48	2 - 10" Leaves	2	1
36 x 48	3 - 12" Leaves	N/A	1
36 x 48	3 - 10 Leaves	2	1
36 x 54	1 - 12" Leaf	1	1
36 x 54	2 - 12" Leaves	2	1
36 x 54	3 - 12" Leaves	2	1
36 x 60	1 - 12" Leaf	1	1
36 x 60	2 - 12" Leaves	2	1
36 x 60	3 - 12" Leaves	2	1

Size	Leaves	S/S	S/S/ with Apron
42 x 42	Add up to 3 Leaves	N/A	
42 x 48	Add up to 3 Leaves	N/A	
42 x 54	1 - 12" Leaf	1	1
42 x 54	2 - 12" Leaves	2	1
42 x 60	1 - 12" Leaf	1	1
42 x 60	2 - 12" Leaves	2	1

Size	Leaves	S/S	S/S/ with Apron
48 x 48	Add up to 3 Leaves	N/A	
48 x 54	Add up to 2 Leaves	N/A	
48 x 60	1 - 12" Leaf	1	1

54 x 54	Add up to 1 Leaf	N/A	
54 x 60	Solid Top Only		


60 x 60	Solid Top Only		
---------	----------------	--	--



CYNERGY

NEW!

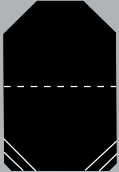
Table Top Shapes



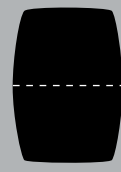
Rectangular



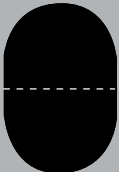
Square Round
Up to 12"




Crosscut
Up to 12"




Boat




Oval




Bow End




Kitchen End



Duchess



Square



Round

Edges



Large Round



Round



Waterfall



Fillet



Bevel



Ogee



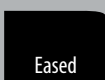
Chamfer



Thumbnail



Reverse
Bevel



Eased



Small
Round



Options Shown

- Bow End Top
- Waterfall Edge
- Cynergy Pedestal

Pedestal / Feet Options

Pedestal/Feet Options are not available for Cynergy tables

CYNERGY

Self Store Leaves only available where specified • All Non Self Store Leaves have Aprons
Up to 6 Leaves Available on Select Sizes with Drop Legs

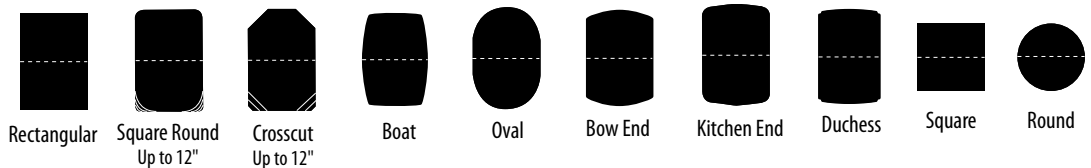
Size	Leaves	S/S	S/S/ with Apron
36 x 36	Add up to 2 Leaves	N/A	
36 x 42	Add up to 2 Leaves	N/A	
36 x 48	1 - 12" Leaf	N/A	
36 x 48	1 - 10" Leaf	1	1
36 x 48	2 - 12" Leaves	N/A	
36 x 48	2 - 10" Leaves	2	1
36 x 48	3 - 12" Leaves	N/A	1
36 x 48	3 - 10 Leaves	2	1
36 x 54	1 - 12" Leaf	1	1
36 x 54	2 - 12" Leaves	2	1
36 x 54	3 - 12" Leaves	2	1
36 x 60	1 - 12" Leaf	1	1
36 x 60	2 - 12" Leaves	2	1
36 x 60	3 - 12" Leaves	2	1

Size	Leaves	S/S	S/S/ with Apron
42 x 42	Add up to 3 Leaves	N/A	
42 x 48	Add up to 3 Leaves	N/A	
42 x 54	1 - 12" Leaf	1	1
42 x 54	2 - 12" Leaves	2	1
42 x 60	1 - 12" Leaf	1	1
42 x 60	2 - 12" Leaves	2	1

Size	Leaves	S/S	S/S/ with Apron
48 x 48	Add up to 3 Leaves	N/A	
48 x 54	Add up to 2 Leaves	N/A	
48 x 60	1 - 12" Leaf	1	1

54 x 54	Add up to 1 Leaf	N/A	
54 x 60	Solid Top Only		


60 x 60	Solid Top Only		
---------	----------------	--	--



STANDARD LEG TABLES

continued...

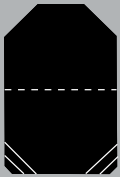
Table Top Shapes




Rectangular



Square Round
Up to 4"



Crosscut
Up to 3"



Bunker Hill
Mission



Square



Options Shown

- 4" Square Round Top
- Round Edge
- #2 Legs

Edges



Large Round



Round



Waterfall



Fillet



Bevel



Ogee



Chamfer



Thumbnail



Reverse
Bevel



Eased



Small
Round

Leg Options



STANDARD LEG TABLES

Self Store Leaves only available where specified • All Non Self Store Leaves have Aprons
Up to 12 Leaves Available

Size	Leaves	S/S	S/S with Apron
36 x 36*	Add up to 4 Leaves	N/A	
36 x 42*	Add up to 4 Leaves	N/A	
36 x 48*	1 - 12" Leaf	1	1
36 x 48	2 - 12" Leaves	2	1
36 x 48	3 - 12" Leaves	2	1
36 x 48	4 - 12" Leaves	2	1
36 x 54	1 - 12" Leaf	1	1
36 x 54	2 - 12" Leaves	2	1
36 x 54	3 - 12" Leaves	2	1
36 x 54	4 - 12" Leaves	2	1
36 x 60	1 - 12" Leaf	1	1
36 x 60	2 - 12" Leaves	2	1
36 x 60	3 - 12" Leaves	2	1
36 x 60	4 - 12" Leaves	2	1
36 x 66	1 - 12" Leaf	1	1
36 x 66	2 - 12" Leaves	2	1
36 x 66	3 - 12" Leaves	2	1
36 x 66	4 - 12" Leaves	2	1
36 x 72	1 - 12" Leaf	1	1
36 x 72	2 - 12" Leaves	2	1
36 x 72	3 - 12" Leaves	2	1
36 x 72	4 - 12" Leaves	2	1
36 x 84	1 - 12" Leaf	1	1
36 x 84	2 - 12" Leaves	2	1
36 x 84	3 - 12" Leaves	2	1
36 x 84	4 - 12" Leaves	2	1

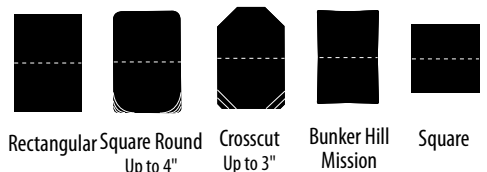
42 x 42*	Add up to 4 Leaves	N/A	
42 x 48	Add up to 4 Leaves	N/A	
42 x 54	1 - 12" Leaf	1	1
42 x 54	2 - 12" Leaves	2	1
42 x 54	3 - 12" Leaves	2	1
42 x 54	4 - 12" Leaves	2	1
42 x 60	1 - 12" Leaf	1	1
42 x 60	2 - 12" Leaves	2	2
42 x 60	3 - 12" Leaves	3	2
42 x 60	4 - 12" Leaves	2	1
42 x 60	4 - 10" Leaves	4	2

Size	Leaves	S/S	S/S with Apron
42 x 66	1 - 12" Leaf	1	1
42 x 66	2 - 12" Leaves	2	1
42 x 66	3 - 12" Leaves	3	2
42 x 66	4 - 12" Leaves	4	2
42 x 72	1 - 12" Leaf	1	1
42 x 72	2 - 12" Leaves	2	2
42 x 72	3 - 12" Leaves	3	2
42 x 72	4 - 12" Leaves	4	2
42 x 84	1 - 12" Leaf	1	1
42 x 84	2 - 12" Leaves	2	2
42 x 84	3 - 12" Leaves	3	2
42 x 84	4 - 12" Leaves	4	2
42 x 96	1 - 12" Leaf	1	1
42 x 96	2 - 12" Leaves	2	2
42 x 96	3 - 12" Leaves	3	2
42 x 96	4 - 12" Leaves	4	2

48 x 48	Add up to 4 Leaves	N/A	
48 x 54	Add up to 4 Leaves	N/A	
48 x 60	1 - 12" Leaf	1	1
48 x 60	2 - 12" Leaves	2	2
48 x 60	3 - 12" Leaves	3	2
48 x 60	4 - 12" Leaves	4	2
48 x 66	1 - 12" Leaf	1	1
48 x 66	2 - 12" Leaves	2	2
48 x 66	3 - 12" Leaves	3	2
48 x 66	4 - 12" Leaves	4	2
48 x 72	1 - 12" Leaf	1	1
48 x 72	2 - 12" Leaves	2	2
48 x 72	3 - 12" Leaves	3	2
48 x 72	4 - 12" Leaves	4	2
48 x 84	1 - 12" Leaf	1	1
48 x 84	2 - 12" Leaves	2	2
48 x 84	3 - 12" Leaves	3	2
48 x 84	4 - 12" Leaves	4	2
48 x 96	1 - 12" Leaf	1	1
48 x 96	2 - 12" Leaves	2	2
48 x 96	3 - 12" Leaves	3	2
48 x 96	4 - 12" Leaves	4	2

Size	Leaves	S/S	S/S with Apron
54 x 54	Add up to 4 Leaves	N/A	
54 x 60	Add up to 4 Leaves	N/A	
54 x 66	1 - 12" Leaf	1	1
54 x 66	2 - 12" Leaves	2	2
54 x 66	3 - 12" Leaves	3	2
54 x 66	4 - 12" Leaves	4	2
54 x 72	1 - 12" Leaf	1	1
54 x 72	2 - 12" Leaves	2	2
54 x 72	3 - 12" Leaves	3	2
54 x 72	4 - 12" Leaves	4	2
54 x 84	1 - 12" Leaf	1	1
54 x 84	2 - 12" Leaves	2	2
54 x 84	3 - 12" Leaves	3	2
54 x 84	4 - 12" Leaves	4	2
54 x 96	1 - 12" Leaf	1	1
54 x 96	2 - 12" Leaves	2	2
54 x 96	3 - 12" Leaves	3	2
54 x 96	4 - 12" Leaves	4	2


*Up to 2 Leaves available without center leg



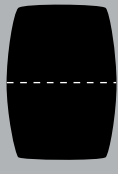
STANDARD LEG TABLES

continued...


Table Top Shapes



Kitchen End



Boat



Duchess



Bow End



Options Shown

- Boat Top
- Eased Edge
- Shaker Legs

Edges



Large Round



Round



Waterfall



Fillet



Bevel



Ogee



Chamfer



Thumbnail



Reverse Bevel



Eased



Small Round

Leg Options



STANDARD LEG TABLES

*Self Store Leaves only available where specified • All Non Self Store Leaves have Aprons
Up to 12 Leaves Available*

Size	Leaves	S/S	S/S with Apron
36 x 36*	Add up to 4 Leaves	N/A	
36 x 42*	Add up to 4 Leaves	N/A	
36 x 48*	Add up to 4 Leaves	N/A	
36 x 54	1 - 12" Leaf	1	1
36 x 54	2 - 12" Leaves	2	1
36 x 54	3 - 12" Leaves	2	1
36 x 54	4 - 12" Leaves	2	1
36 x 60	1 - 12" Leaf	1	1
36 x 60	2 - 12" Leaves	2	1
36 x 60	3 - 12" Leaves	2	1
36 x 60	4 - 12" Leaves	2	1
36 x 66	1 - 12" Leaf	1	1
36 x 66	2 - 12" Leaves	2	1
36 x 66	3 - 12" Leaves	2	1
36 x 66	4 - 12" Leaves	2	1
36 x 72	1 - 12" Leaf	1	1
36 x 72	2 - 12" Leaves	2	1
36 x 72	3 - 12" Leaves	2	1
36 x 72	4 - 12" Leaves	2	1
36 x 84	1 - 12" Leaf	1	1
36 x 84	2 - 12" Leaves	2	1
36 x 84	3 - 12" Leaves	2	1
36 x 84	4 - 12" Leaves	2	1

42 x 42*	Add up to 4 Leaves	N/A	
42 x 48	Add up to 4 Leaves	N/A	
42 x 54	Add up to 4 Leaves	N/A	
42 x 60	1 - 12" Leaf	1	1
42 x 60	2 - 12" Leaves	2	1
42 x 60	2 - 10" Leaves	2	2
42 x 60	3 - 12" Leaves	2	1
42 x 60	3 - 10" Leaves	3	2
42 x 60	4 - 12" Leaves	2	1
42 x 60	4 - 10" Leaves	4	2

Size	Leaves	S/S	S/S with Apron
42 x 66	1 - 12" Leaf	1	1
42 x 66	2 - 12" Leaves	2	1
42 x 66	2 - 10" Leaves	2	2
42 x 66	3 - 12" Leaves	2	1
42 x 66	3 - 10" Leaves	3	2
42 x 66	4 - 12" Leaves	2	1
42 x 66	4 - 10" Leaves	4	2
42 x 72	1 - 12" Leaf	1	1
42 x 72	2 - 12" Leaves	2	2
42 x 72	3 - 12" Leaves	3	2
42 x 72	4 - 12" Leaves	4	2
42 x 84	1 - 12" Leaf	1	1
42 x 84	2 - 12" Leaves	2	2
42 x 84	3 - 12" Leaves	3	2
42 x 84	4 - 12" Leaves	2	2
42 x 96	1 - 12" Leaf	1	1
42 x 96	2 - 12" Leaves	2	2
42 x 96	3 - 12" Leaves	3	2
42 x 96	4 - 12" Leaves	2	2


48 x 48	Add up to 4 Leaves	N/A	
48 x 54	Add up to 4 Leaves	N/A	
48 x 60	Add up to 4 Leaves	N/A	
48 x 66	1 - 12" Leaf	1	1
48 x 66	2 - 12" Leaves	2	2
48 x 66	3 - 12" Leaves	3	2
48 x 66	4 - 12" Leaves	4	2
48 x 72	1 - 12" Leaf	1	1
48 x 72	2 - 12" Leaves	2	2
48 x 72	3 - 12" Leaves	3	2
48 x 72	4 - 12" Leaves	4	2
48 x 84	1 - 12" Leaf	1	1
48 x 84	2 - 12" Leaves	2	2
48 x 84	3 - 12" Leaves	3	2
48 x 84	4 - 12" Leaves	4	2
48 x 96	1 - 12" Leaf	1	1
48 x 96	2 - 12" Leaves	2	2
48 x 96	3 - 12" Leaves	3	2
48 x 96	4 - 12" Leaves	4	2

Size	Leaves	S/S	S/S with Apron
54 x 54	Add up to 4 Leaves	N/A	
54 x 60	Add up to 4 Leaves	N/A	
54 x 66	1 - 12" Leaf	1	1
54 x 66	2 - 12" Leaves	2	2
54 x 66	3 - 12" Leaves	3	2
54 x 66	4 - 12" Leaves	4	2
54 x 72	1 - 12" Leaf	1	1
54 x 72	2 - 12" Leaves	2	2
54 x 72	3 - 12" Leaves	3	2
54 x 72	4 - 12" Leaves	4	2
54 x 84	1 - 12" Leaf	1	1
54 x 84	2 - 12" Leaves	2	2
54 x 84	3 - 12" Leaves	3	2
54 x 84	4 - 12" Leaves	4	2
54 x 96	1 - 12" Leaf	1	1
54 x 96	2 - 12" Leaves	2	2
54 x 96	3 - 12" Leaves	3	2
54 x 96	4 - 12" Leaves	4	2

*Up to 2 Leaves available without center leg



Kitchen End



Boat



Duchess

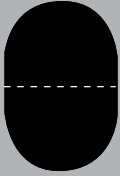


Bow End

STANDARD LEG TABLES

continued...

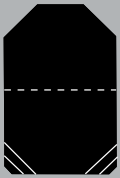
Table Top Shapes



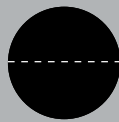
Oval



Square Round
Up to 12"



Crosscut
Up to 12"



Round



Options Shown

- Oval Top
- Round Edge
- #1 Legs

Edges



Large Round



Round



Waterfall



Fillet



Bevel



Ogee



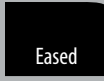
Chamfer



Thumbnail



Reverse
Bevel



Eased



Small
Round

Leg Options



STANDARD LEG TABLES

Self Store Leaves only available where specified • All Non Self Store Leaves have Apron
Up to 12 Leaves Available on Select Sizes

Size	Leaves	S/S	S/S with Apron
36 x 42*	Add up to 2 Leaves	N/A	
36 x 48*	Add up to 4 Leaves	N/A	
36 x 54	Add up to 4 Leaves	N/A	
36 x 60	1 - 12" Leaf	N/A	
36 x 60	1 - 10" Leaf	1	1
36 x 60	2 - 12" Leaves	N/A	
36 x 60	2 - 10" Leaves	2	1
36 x 60	3 - 12" Leaves	N/A	
36 x 60	4 - 12" Leaves	N/A	
36 x 66	1 - 12" Leaf	1	1
36 x 66	2 - 12" Leaves	2	1
36 x 66	3 - 12" Leaves	2	1
36 x 66	4 - 12" Leaves	N/A	
36 x 72	1 - 12" Leaf	1	1
36 x 72	2 - 12" Leaves	2	1
36 x 72	3 - 12" Leaves	2	1
36 x 72	4 - 12" Leaves	N/A	
36 x 84	1 - 12" Leaf	1	1
36 x 84	2 - 12" Leaves	2	1
36 x 84	3 - 12" Leaves	2	1
36 x 84	4 - 12" Leaves	N/A	
36 x 96	1 - 12" Leaf	1	1
36 x 96	2 - 12" Leaves	2	1
36 x 96	3 - 12" Leaves	2	1
36 x 96	4 - 12" Leaves	2	1

Size	Leaves	S/S	S/S with Apron
42 x 42*	Add up to 4 Leaves	N/A	
42 x 48	Add up to 4 Leaves	N/A	
42 x 54	Add up to 4 Leaves	N/A	
42 x 60	Add up to 4 Leaves	N/A	
42 x 66	1 - 12" Leaf	1	1
42 x 66	2 - 12" Leaves	2	1
42 x 66	3 - 12" Leaves	2	1
42 x 66	4 - 12" Leaves	N/A	
42 x 72	1 - 12" Leaf	1	1
42 x 72	2 - 12" Leaves	2	1
42 x 72	3 - 12" Leaves	2	1
42 x 72	4 - 12" Leaves	2	1
42 x 84	1 - 12" Leaf	1	1
42 x 84	2 - 12" Leaves	2	1
42 x 84	3 - 12" Leaves	2	1
42 x 84	4 - 12" Leaves	2	1
42 x 96	1 - 12" Leaf	1	1
42 x 96	2 - 12" Leaves	2	1
42 x 96	3 - 12" Leaves	2	1
42 x 96	4 - 12" Leaves	2	1

Size	Leaves	S/S	S/S with Apron
54 x 54	Add up to 4 Leaves	N/A	
54 x 60	Add up to 4 Leaves	N/A	
54 x 66	Add up to 4 Leaves	N/A	
54 x 72	Add up to 4 Leaves	N/A	
54 x 84	1 - 12" Leaf	1	1
54 x 84	2 - 12" Leaves	2	1
54 x 84	3 - 12" Leaves	2	1
54 x 84	4 - 12" Leaves	2	1
54 x 96	1 - 12" Leaf	1	1
54 x 96	2 - 12" Leaves	2	2
54 x 96	3 - 12" Leaves	2	2
54 x 96	4 - 12" Leaves	2	2

48 x 48	Add up to 4 Leaves	N/A	
48 x 54	Add up to 4 Leaves	N/A	
48 x 60	Add up to 4 Leaves	N/A	
48 x 66	Add up to 4 Leaves	N/A	
48 x 72	1 - 12" Leaf	1	1
48 x 72	2 - 12" Leaves	2	1
48 x 72	3 - 12" Leaves	2	1
48 x 72	4 - 12" Leaves	2	1
48 x 84	1 - 12" Leaf	1	1
48 x 84	2 - 12" Leaves	2	1
48 x 84	3 - 12" Leaves	2	1
48 x 84	4 - 12" Leaves	2	1
48 x 96	1 - 12" Leaf	1	1
48 x 96	2 - 12" Leaves	2	1
48 x 96	3 - 12" Leaves	2	1
48 x 96	4 - 12" Leaves	2	1

*Up to 2 Leaves available without center leg




Oval



Square Round
Up to 12"



Crosscut
Up to 12"




Round

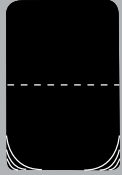
QUEEN ANNE

continued...

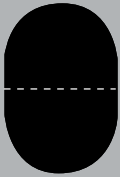
Table Top Shapes



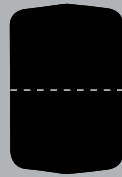
Rectangular




Square Round
Up to 12"



Oval



Kitchen End



Bow End



Shown with optional
Queen Anne skirting

Options Shown

- Oval Top
- Ogee Edge
- Queen Anne Legs

Edges



Large Round



Round



Waterfall



Fillet



Bevel



Ogee



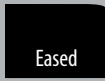
Chamfer



Thumbnail



Reverse
Bevel



Eased



Small
Round

Leg Options



Queen Anne


QUEEN ANNE

Self Store Leaves only available where specified • All Non Self Store Leaves have Aprons

Size	Leaves	S/S	S/S with Apron
36 x 48	Add up to 4 Leaves	N/A	
36 x 54	Add up to 4 Leaves	N/A	
36 x 60	Add up to 4 Leaves		
36 x 66	Add up to 4 Leaves		
36 x 72	Add up to 4 Leaves		

Size	Leaves	S/S	S/S with Apron
42 x 48	Add up to 4 Leaves	N/A	
42 x 54	Add up to 4 Leaves	N/A	
42 x 60	Add up to 4 Leaves	N/A	
42 x 66	1 - 12" Leaf	1	1
42 x 66	2 - 12" Leaves	2	1
42 x 66	3 - 12" Leaves	2	1
42 x 66	4 - 12" Leaves	2	1
42 x 72	1 - 12" Leaf	1	1
42 x 72	2 - 12" Leaves	2	1
42 x 72	3 - 12" Leaves	2	1
42 x 72	4 - 12" Leaves	2	1


Size	Leaves	S/S	S/S with Apron
48 x 48	Add up to 4 Leaves	N/A	
48 x 54	Add up to 4 Leaves	N/A	
48 x 60	Add up to 4 Leaves	N/A	
48 x 66	Add up to 4 Leaves		
48 x 72	1 - 12" Leaf	1	1
48 x 72	2 - 12" Leaves	2	1
48 x 72	3 - 12" Leaves	2	2
48 x 72	4 - 12" Leaves	2	3



Rectangular




Square Round
Up to 12"



Oval



Kitchen End




Bow End

LOUISVILLE / FRENCH

continued...

Table Top Shapes



Rectangular



Square Round
Up to 8"

Edges



Large Round



Round



Waterfall



Fillet



Bevel



Ogee



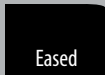
Chamfer



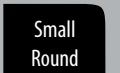
Thumbnail



Reverse
Bevel



Eased



Small
Round



Shown with optional
Louisville skirting

Leg Option

Options Shown

- 8" Square Round Top
- Ogee Edge
- Louisville Legs



Louisville

Louisville

French



Leg Option

Options Shown

- 4" Square Round Top
- Round Edge
- French Legs



French

LOUISVILLE / FRENCH

Self Store Leaves only available where specified • All Non Self Store Leaves have Aprons

Size	Leaves	S/S	S/S with Apron
36 x 48	Add up to 4 Leaves	N/A	
36 x 54	Add up to 4 Leaves	N/A	
36 x 60	Add up to 4 Leaves	N/A	
36 x 66	Add up to 4 Leaves	2	1
36 x 72	Add up to 4 Leaves	2	1

Size	Leaves	S/S	S/S with Apron
42 x 48	Add up to 4 Leaves	N/A	
42 x 54	1 - 12" Leaf	1	1
42 x 54	2 - 12" Leaves	2	1
42 x 54	3 - 12" Leaves	2	1
42 x 54	4 - 12" Leaves	2	1
42 x 60	1 - 12" Leaf	1	1
42 x 60	2 - 12" Leaves	2	1
42 x 60	3 - 12" Leaves	2	1
42 x 60	4 - 12" Leaves	2	1
42 x 66	1 - 12" Leaf	1	1
42 x 66	2 - 12" Leaves	2	1
42 x 66	3 - 12" Leaves	2	1
42 x 66	4 - 12" Leaves	2	1
42 x 72	1 - 12" Leaf	1	1
42 x 72	2 - 12" Leaves	2	1
42 x 72	3 - 12" Leaves	2	1
42 x 72	4 - 12" Leaves	2	2

Size	Leaves	S/S	S/S with Apron
48 x 48	Add up to 4 Leaves	N/A	
48 x 54	Add up to 4 Leaves	N/A	
48 x 60	1 - 12" Leaf	1	1
48 x 60	2 - 12" Leaves	2	1
48 x 60	2 - 10" Leaves	2	2
48 x 60	3 - 12" Leaves	2	1
48 x 60	3 - 10" Leaves	3	2
48 x 60	4 - 12" Leaves	2	1
48 x 60	4 - 10" Leaves	4	2
48 x 66	1 - 12" Leaf	1	1
48 x 66	2 - 12" Leaves	2	1
48 x 66	2 - 10" Leaves	2	2
48 x 66	3 - 12" Leaves	2	1
48 x 66	3 - 10" Leaves	3	2
48 x 66	4 - 12" Leaves	2	1
48 x 66	4 - 10" Leaves	4	2
48 x 72	1 - 12" Leaf	1	1
48 x 72	2 - 12" Leaves	2	1
48 x 72	2 - 10" Leaves	2	2
48 x 72	3 - 12" Leaves	2	1
48 x 72	3 - 10" Leaves	3	2
48 x 72	4 - 12" Leaves	2	1
48 x 72	4 - 10" Leaves	4	2



Rectangular




Square Round
Up to 8"

AUSTIN

continued...

Table Top Shapes



Crosscut
3" Only



Options Shown

- 3" Crosscut Top
- Eased Edge
- Austin Legs

Edges



Large Round



Round



Waterfall



Fillet



Bevel



Ogee



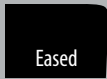
Chamfer



Thumbnail



Reverse
Bevel



Eased



Small
Round

Leg Options



Austin

AUSTIN

Self Store Leaves only available where specified • All Non Self Store Leaves have Aprons
Up to 12 Leaves Available

Size	Leaves	S/S	S/S with Apron
36 x 36*	Add up to 4 Leaves	N/A	
36 x 42*	Add up to 4 Leaves	N/A	
36 x 48*	1 - 12" Leaf	1	1
36 x 48*	2 - 12" Leaves	2	1
36 x 48	3 - 12" Leaves	2	1
36 x 48	4 - 12" Leaves	2	1
36 x 54	1 - 12" Leaf	1	1
36 x 54	2 - 12" Leaves	2	1
36 x 54	3 - 12" Leaves	2	1
36 x 54	4 - 12" Leaves	2	1
36 x 60	1 - 12" Leaf	1	1
36 x 60	2 - 12" Leaves	2	1
36 x 60	3 - 12" Leaves	2	1
36 x 60	4 - 12" Leaves	2	1
36 x 66	1 - 12" Leaf	1	1
36 x 66	2 - 12" Leaves	2	1
36 x 66	3 - 12" Leaves	2	1
36 x 66	4 - 12" Leaves	2	1
36 x 72	1 - 12" Leaf	1	1
36 x 72	2 - 12" Leaves	2	1
36 x 72	3 - 12" Leaves	2	1
36 x 72	4 - 12" Leaves	2	1
36 x 84	1 - 12" Leaf	1	1
36 x 84	2 - 12" Leaves	2	1
36 x 84	3 - 12" Leaves	2	1
36 x 84	4 - 12" Leaves	2	1

42 x 42*	Add up to 4 Leaves	N/A	
42 x 54	1 - 12" Leaf	1	1
42 x 54	2 - 12" Leaves	2	1
42 x 54	3 - 12" Leaves	2	1
42 x 54	4 - 12" Leaves	N/A	
42 x 60	1 - 12" Leaf	1	1
42 x 60	2 - 12" Leaves	2	2
42 x 60	3 - 12" Leaves	3	2
42 x 60	4 - 12" Leaves	N/A	
42 x 60	4 - 10" Leaves	4	2

Size	Leaves	S/S	S/S with Apron
42 x 66	1 - 12" Leaf	1	1
42 x 66	2 - 12" Leaves	2	2
42 x 66	3 - 12" Leaves	3	2
42 x 66	4 - 12" Leaves	4	2
42 x 72	1 - 12" Leaf	1	1
42 x 72	2 - 12" Leaves	2	2
42 x 72	3 - 12" Leaves	3	2
42 x 72	4 - 12" Leaves	4	2
42 x 84	1 - 12" Leaf	1	1
42 x 84	2 - 12" Leaves	2	2
42 x 84	3 - 12" Leaves	3	2
42 x 84	4 - 12" Leaves	4	2
42 x 96	1 - 12" Leaf	1	1
42 x 96	2 - 12" Leaves	2	2
42 x 96	3 - 12" Leaves	3	2
42 x 96	4 - 12" Leaves	4	2

48 x 48	Add up to 4 Leaves	N/A	
48 x 54	Add up to 4 Leaves	N/A	
48 x 60	1 - 12" Leaf	1	1
48 x 60	2 - 12" Leaves	2	1
48 x 60	2 - 10" Leaves	2	2
48 x 60	3 - 12" Leaves	2	1
48 x 60	3 - 10" Leaves	3	2
48 x 60	4 - 12" Leaves	2	1
48 x 60	4 - 10" Leaves	4	2
48 x 66	1 - 12" Leaf	1	1
48 x 66	2 - 12" Leaves	2	2
48 x 66	3 - 12" Leaves	3	2
48 x 66	4 - 12" Leaves	4	2
48 x 72	1 - 12" Leaf	1	1
48 x 72	2 - 12" Leaves	2	2
48 x 72	3 - 12" Leaves	3	2
48 x 72	4 - 12" Leaves	4	2
48 x 84	1 - 12" Leaf	1	1
48 x 84	2 - 12" Leaves	2	2
48 x 84	3 - 12" Leaves	3	2
48 x 84	4 - 12" Leaves	4	2
48 x 96	1 - 12" Leaf	1	1
48 x 96	2 - 12" Leaves	2	2
48 x 96	3 - 12" Leaves	3	2
48 x 96	4 - 12" Leaves	4	2

Size	Leaves	S/S	S/S with Apron
54 x 54	Add up to 4 Leaves	N/A	
54 x 60	Add up to 4 Leaves	N/A	
54 x 66	1 - 12" Leaf	1	1
54 x 66	2 - 12" Leaves	2	2
54 x 66	3 - 12" Leaves	3	2
54 x 66	4 - 12" Leaves	4	2
54 x 72	1 - 12" Leaf	1	1
54 x 72	2 - 12" Leaves	2	2
54 x 72	3 - 12" Leaves	3	2
54 x 72	4 - 12" Leaves	4	2
54 x 84	1 - 12" Leaf	1	1
54 x 84	2 - 12" Leaves	2	2
54 x 84	3 - 12" Leaves	3	2
54 x 84	4 - 12" Leaves	4	2
54 x 96	1 - 12" Leaf	1	1
54 x 96	2 - 12" Leaves	2	2
54 x 96	3 - 12" Leaves	3	2
54 x 96	4 - 12" Leaves	4	2

*Up to 2 Leaves available without center leg




Crosscut
3" Only

BUNKER HILL

continued...

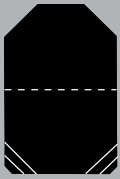
Table Top Shapes



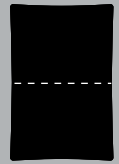
Rectangular




Square Round
Up to 4"



Crosscut
Up to 3"



Bunker Hill
Mission



Square



Options Shown

- 2" Square Round Top
- Bevel Edge
- Bunker Hill Legs

Edges



Large Round



Round



Waterfall



Fillet



Bevel



Ogee



Chamfer



Thumbnail



Reverse
Bevel



Eased



Small
Round

Leg Options



Bunker Hill

BUNKER HILL

Self Store Leaves only available where specified • All Non Self Store Leaves have Aprons
Up to 12 Leaves Available

Size	Leaves	S/S	S/S with Apron
36 x 36*	Add up to 4 Leaves	N/A	
36 x 42*	Add up to 4 Leaves	N/A	
36 x 48*	1 - 12" Leaf	1	1
36 x 48*	2 - 12" Leaves	2	1
36 x 48	3 - 12" Leaves	2	1
36 x 48	4 - 12" Leaves	2	1
36 x 54	1 - 12" Leaf	1	1
36 x 54	2 - 12" Leaves	2	1
36 x 54	3 - 12" Leaves	2	1
36 x 54	4 - 12" Leaves	2	1
36 x 60	1 - 12" Leaf	1	1
36 x 60	2 - 12" Leaves	2	1
36 x 60	3 - 12" Leaves	2	1
36 x 60	4 - 12" Leaves	2	1
36 x 66	1 - 12" Leaf	1	1
36 x 66	2 - 12" Leaves	2	1
36 x 66	3 - 12" Leaves	2	1
36 x 66	4 - 12" Leaves	2	1
36 x 72	1 - 12" Leaf	1	1
36 x 72	2 - 12" Leaves	2	1
36 x 72	3 - 12" Leaves	2	1
36 x 72	4 - 12" Leaves	2	1
36 x 84	1 - 12" Leaf	1	1
36 x 84	2 - 12" Leaves	2	1
36 x 84	3 - 12" Leaves	2	1
36 x 84	4 - 12" Leaves	2	1

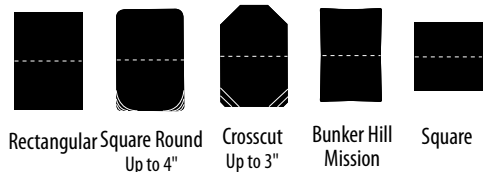
42 x 42*	Add up to 4 Leaves	N/A	
42 x 48	Add up to 4 Leaves	N/A	
42 x 54	1 - 12" Leaf	1	1
42 x 54	2 - 12" Leaves	2	1
42 x 54	3 - 12" Leaves	2	1
42 x 54	4 - 12" Leaves	2	1
42 x 60	1 - 12" Leaf	1	1
42 x 60	2 - 12" Leaves	2	2
42 x 60	3 - 12" Leaves	3	2
42 x 60	4 - 12" Leaves	2	1
42 x 60	4 - 10" Leaves	4	2

Size	Leaves	S/S	S/S with Apron
42 x 66	1 - 12" Leaf	1	1
42 x 66	2 - 12" Leaves	2	2
42 x 66	3 - 12" Leaves	3	2
42 x 66	4 - 12" Leaves	4	2
42 x 72	1 - 12" Leaf	1	1
42 x 72	2 - 12" Leaves	2	2
42 x 72	3 - 12" Leaves	3	2
42 x 72	4 - 12" Leaves	4	2
42 x 84	1 - 12" Leaf	1	1
42 x 84	2 - 12" Leaves	2	2
42 x 84	3 - 12" Leaves	3	2
42 x 84	4 - 12" Leaves	4	2
42 x 96	1 - 12" Leaf	1	1
42 x 96	2 - 12" Leaves	2	2
42 x 96	3 - 12" Leaves	3	2
42 x 96	4 - 12" Leaves	4	2

48 x 48	Add up to 4 Leaves	N/A	
48 x 54	Add up to 4 Leaves	N/A	
48 x 60	1 - 12" Leaf	1	1
48 x 60	2 - 12" Leaves	2	2
48 x 60	3 - 12" Leaves	3	2
48 x 60	4 - 12" Leaves	4	2
48 x 66	1 - 12" Leaf	1	1
48 x 66	2 - 12" Leaves	2	2
48 x 66	3 - 12" Leaves	3	2
48 x 66	4 - 12" Leaves	4	2
48 x 72	1 - 12" Leaf	1	1
48 x 72	2 - 12" Leaves	2	2
48 x 72	3 - 12" Leaves	3	2
48 x 72	4 - 12" Leaves	4	2
48 x 84	1 - 12" Leaf	1	1
48 x 84	2 - 12" Leaves	2	2
48 x 84	3 - 12" Leaves	3	2
48 x 84	4 - 12" Leaves	4	2
48 x 96	1 - 12" Leaf	1	1
48 x 96	2 - 12" Leaves	2	2
48 x 96	3 - 12" Leaves	3	2
48 x 96	4 - 12" Leaves	4	2

Size	Leaves	S/S	S/S with Apron
54 x 54	Add up to 4 Leaves	N/A	
54 x 60	Add up to 4 Leaves	N/A	
54 x 66	1 - 12" Leaf	1	1
54 x 66	2 - 12" Leaves	2	2
54 x 66	3 - 12" Leaves	3	2
54 x 66	4 - 12" Leaves	4	2
54 x 72	1 - 12" Leaf	1	1
54 x 72	2 - 12" Leaves	2	2
54 x 72	3 - 12" Leaves	3	2
54 x 72	4 - 12" Leaves	4	2
54 x 84	1 - 12" Leaf	1	1
54 x 84	2 - 12" Leaves	2	2
54 x 84	3 - 12" Leaves	3	2
54 x 84	4 - 12" Leaves	4	2
54 x 96	1 - 12" Leaf	1	1
54 x 96	2 - 12" Leaves	2	2
54 x 96	3 - 12" Leaves	3	2
54 x 96	4 - 12" Leaves	4	2

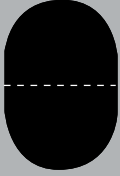
*Up to 2 Leaves available without center leg




SPRINGFIELD

continued...

Table Top Shapes



Oval



Round



Options Shown

- Round Top
- Reverse Bevel Edge
- Round Shaker Legs

Edges



Large Round



Round



Waterfall



Fillet



Bevel



Ogee



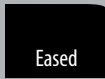
Chamfer



Thumbnail



Reverse Bevel



Eased



Small Round

Leg Options



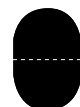
SPRINGFIELD

Self Store Leaves only available where specified • All Non Self Store Leaves have Aprons
Up to 12 Leaves Available on Select Sizes

Size	Leaves	S/S	S/S with Apron
42 x 42*	Add up to 4 Leaves	N/A	
42 x 48	Add up to 4 Leaves	N/A	
42 x 54	Add up to 4 Leaves	N/A	
42 x 60	Add up to 4 Leaves	N/A	
42 x 66	1 - 12" Leaf	1	1
42 x 66	2 - 12" Leaves	2	1
42 x 66	3 - 12" Leaves	2	1
42 x 66	4 - 12" Leaves	2	1
42 x 72	1 - 12" Leaf	1	1
42 x 72	2 - 12" Leaves	2	1
42 x 72	2 - 10" Leaves	2	2
42 x 72	3 - 12" Leaves	2	1
42 x 72	3 - 10" Leaves	3	2
42 x 72	4 - 12" Leaves	2	1
42 x 72	4 - 10" Leaves	4	2

Size	Leaves	S/S	S/S with Apron
48 x 48	Add up to 4 Leaves	N/A	
48 x 54	Add up to 4 Leaves	N/A	
48 x 60	Add up to 4 Leaves	N/A	
48 x 66	1 - 12" Leaf	1	1
48 x 66	2 - 12" Leaves	2	1
48 x 66	3 - 12" Leaves	2	1
48 x 66	4 - 12" Leaves	2	1
48 x 72	1 - 12" Leaf	1	1
48 x 72	2 - 12" Leaves	2	1
48 x 72	3 - 12" Leaves	2	1
48 x 72	4 - 12" Leaves	2	1

*Up to 2 Leaves available without center leg



Oval




Round

METRO

continued...

Table Top Shapes



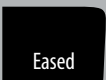
Rectangular



Options Shown

- Rectangular Top
- Eased Edge
- Metro Legs

Edges



Eased

Leg Options



Metro


METRO

*Self Store Leaves only available where specified • All Non Self Store Leaves have Aprons
Up to 12 Leaves Available*

Size	Leaves	S/S	S/S with Apron
42 x 42	Add up to 4 Leaves	N/A	
42 x 48	1 - 12" Leaf	1	1
42 x 48	2 - 12" Leaves	2	2
42 x 48	3 - 12" Leaves	3	2
42 x 48	4 - 12" Leaves	2	1
42 x 48	4 - 10" Leaves	4	2
42 x 54	1 - 12" Leaf	1	1
42 x 54	2 - 12" Leaves	2	2
42 x 54	3 - 12" Leaves	3	2
42 x 54	4 - 12" Leaves	2	1
42 x 54	4 - 10" Leaves	4	2
42 x 60	1 - 12" Leaf	1	1
42 x 60	2 - 12" Leaves	2	2
42 x 60	3 - 12" Leaves	3	2
42 x 60	4 - 12" Leaves	4	2
42 x 66	1 - 12" Leaf	1	1
42 x 66	2 - 12" Leaves	2	2
42 x 66	3 - 12" Leaves	3	2
42 x 66	4 - 12" Leaves	4	2
42 x 72	1 - 12" Leaf	1	1
42 x 72	2 - 12" Leaves	2	2
42 x 72	3 - 12" Leaves	3	2
42 x 72	4 - 12" Leaves	4	2
42 x 84	1 - 12" Leaf	1	1
42 x 84	2 - 12" Leaves	2	2
42 x 84	3 - 12" Leaves	3	2
42 x 84	4 - 12" Leaves	4	2
42 x 96	1 - 12" Leaf	1	1
42 x 96	2 - 12" Leaves	2	2
42 x 96	3 - 12" Leaves	3	2
42 x 96	4 - 12" Leaves	4	2

Size	Leaves	S/S	S/S with Apron
48 x 48	Add up to 4 Leaves	N/A	
48 x 54	1 - 12" Leaf	1	1
48 x 54	2 - 12" Leaves	2	2
48 x 54	3 - 12" Leaves	3	2
48 x 54	4 - 12" Leaves	4	2
48 x 60	1 - 12" Leaf	1	1
48 x 60	2 - 12" Leaves	2	2
48 x 60	3 - 12" Leaves	3	2
48 x 60	4 - 12" Leaves	4	2
48 x 66	1 - 12" Leaf	1	1
48 x 66	2 - 12" Leaves	2	2
48 x 66	3 - 12" Leaves	3	2
48 x 66	4 - 12" Leaves	4	2
48 x 72	1 - 12" Leaf	1	1
48 x 72	2 - 12" Leaves	2	2
48 x 72	3 - 12" Leaves	3	2
48 x 72	4 - 12" Leaves	4	2
48 x 84	1 - 12" Leaf	1	1
48 x 84	2 - 12" Leaves	2	2
48 x 84	3 - 12" Leaves	3	2
48 x 84	4 - 12" Leaves	4	2
48 x 96	1 - 12" Leaf	1	1
48 x 96	2 - 12" Leaves	2	2
48 x 96	3 - 12" Leaves	3	2
48 x 96	4 - 12" Leaves	4	2

Size	Leaves	S/S	S/S with Apron
54 x 54	Add up to 4 Leaves	N/A	
54 x 60	1 - 12" Leaf	1	1
54 x 60	2 - 12" Leaves	2	2
54 x 60	3 - 12" Leaves	3	2
54 x 60	4 - 12" Leaves	4	2
54 x 66	1 - 12" Leaf	1	1
54 x 66	2 - 12" Leaves	2	2
54 x 66	3 - 12" Leaves	3	2
54 x 66	4 - 12" Leaves	4	2
54 x 72	1 - 12" Leaf	1	1
54 x 72	2 - 12" Leaves	2	2
54 x 72	3 - 12" Leaves	3	2
54 x 72	4 - 12" Leaves	4	2
54 x 84	1 - 12" Leaf	1	1
54 x 84	2 - 12" Leaves	2	2
54 x 84	3 - 12" Leaves	3	2
54 x 84	4 - 12" Leaves	4	2
54 x 96	1 - 12" Leaf	1	1
54 x 96	2 - 12" Leaves	2	2
54 x 96	3 - 12" Leaves	3	2
54 x 96	4 - 12" Leaves	4	2




Rectangular

BUTCHER BLOCK

continued...

Table Top Shapes



Rectangular



2" Thick Tops

Options Shown

- Rectangular Top
- Round Edge
- Mission Legs

Not available in Hard Maple, Hickory or Elm

Leg Options



#1 Leg

#2 Leg

#3 Leg

#4 Leg

#5 Leg

#6 Leg

#7 Leg

Estate

Mission

Shaker

Round Shaker

Edges



Large Round



Round



Waterfall



Fillet



Bevel




Ogee



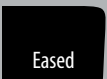
Chamfer



Thumbnail



Small Round



Eased



Louisville

Regal

Queen Anne

French

Bunker Hill

Plantation

Twisted

Reeded

BUTCHER BLOCK

2" SOLID TOPS ONLY

Size	Leaves	S/S	S/S with Apron
36 x 48	Solid Top		
36 x 54	Solid Top		
36 x 60	Solid Top		
36 x 66	Solid Top		
36 x 72	Solid Top		
36 x 84	Solid Top		
36 x 96	Solid Top		
36 x 108	Solid Top		
36 x 120	Solid Top		

Size	Leaves	S/S	S/S with Apron
42 x 48	Solid Top		
42 x 54	Solid Top		
42 x 60	Solid Top		
42 x 66	Solid Top		
42 x 72	Solid Top		
42 x 84	Solid Top		
42 x 96	Solid Top		
42 x 108	Solid Top		
42 x 120	Solid Top		

Size	Leaves	S/S	S/S with Apron
48 x 48	Solid Top		
48 x 54	Solid Top		
48 x 60	Solid Top		
48 x 66	Solid Top		
48 x 72	Solid Top		
48 x 84	Solid Top		
48 x 96	Solid Top		
48 x 108	Solid Top		
48 x 120	Solid Top		




Rectangular

BUTTERFLY LEAF

continued...


Table Top Shapes



Rectangular



Square Round
Up to 4"



Square



Options Shown

- 4" Square Round Top
- Round Edge
- Round Shaker Legs

1.



2.



3.



Edges



Large Round



Round



Waterfall



Fillet



Bevel



Ogee



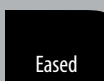
Chamfer



Thumbnail



Reverse
Bevel



Eased



Small
Round

Leg Options



BUTTERFLY LEAF

All Leaves are Self Storing with Locks • Aprons not available on Leaves

Size	Leaves	S/S	S/S with Apron
36 x 48	1 - 24" Leaf	1	
36 x 54	1 - 24" Leaf	1	
36 x 60	1 - 24" Leaf	1	
36 x 66	1 - 24" Leaf	1	All wood slide
36 x 72	1 - 24" Leaf	1	All wood slide

Size	Leaves	S/S	S/S with Apron
48 x 48	1 - 24" Leaf	1	
48 x 54	1 - 24" Leaf	1	
48 x 60	1 - 24" Leaf	1	All wood slide
48 x 66	1 - 24" Leaf	1	All wood slide
48 x 72	1 - 24" Leaf	1	All wood slide

Size	Leaves	S/S	S/S with Apron
54 x 54	1 - 24" Leaf	1	All wood slide
54 x 60	1 - 24" Leaf	1	All wood slide
54 x 66	1 - 24" Leaf	1	All wood slide
54 x 72	1 - 24" Leaf	1	All wood slide

42 x 42	1 - 24" Leaf	1	
42 x 48	1 - 24" Leaf	1	
42 x 54	1 - 24" Leaf	1	
42 x 60	1 - 24" Leaf	1	
42 x 66	1 - 24" Leaf	1	All wood slide
42 x 72	1 - 24" Leaf	1	All wood slide



Rectangular



Square Round
Up to 4"




Square

FOLDING LEAF

continued...

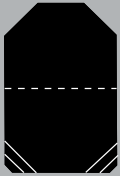
Table Top Shapes




Rectangular



Square Round
Up to 4"



Crosscut
Up to 3"



Square



Options Shown

- 4" Square Round Top
- Round Edge
- #1 Legs



Leg Options



Edges



Large Round



Round



Waterfall



Fillet



Bevel



Ogee



Chamfer



Thumbnail



Reverse
Bevel



Eased



Small
Round

FOLDING LEAF

All Leaves are Self Storing without Aprons

Size	Leaves	S/S	S/S with Apron
42 x 48	1 - 20" Leaf	1	N/A
42 x 60	1 - 20" Leaf	1	N/A
42 x 60	2 - 20" Leaves	2	N/A
42 x 66	1 - 20" Leaf	1	N/A
42 x 66	2 - 20" Leaves	2	N/A
42 x 72	1 - 20" Leaf	1	N/A
42 x 72	2 - 20" Leaves	2	N/A

Size	Leaves	S/S	S/S with Apron
48 x 48	1 - 20" Leaf	1	N/A
48 x 60	1 - 20" Leaf	1	N/A
48 x 60	2 - 20" Leaves	2	N/A
48 x 66	1 - 20" Leaf	1	N/A
48 x 66	2 - 20" Leaves	2	N/A
48 x 72	1 - 20" Leaf	1	N/A
48 x 72	2 - 20" Leaves	2	N/A

Size	Leaves	S/S	S/S with Apron
54 x 54	1 - 20" Leaf	1	N/A
54 x 60	1 - 20" Leaf	1	N/A
54 x 60	2 - 20" Leaves	2	N/A
54 x 66	1 - 20" Leaf	1	N/A
54 x 66	2 - 20" Leaves	2	N/A
54 x 72	1 - 20" Leaf	1	N/A
54 x 72	2 - 20" Leaves	2	N/A



Rectangular



Square Round
Up to 4"



Crosscut
Up to 3"




Square

SLIDING TOP

continued...

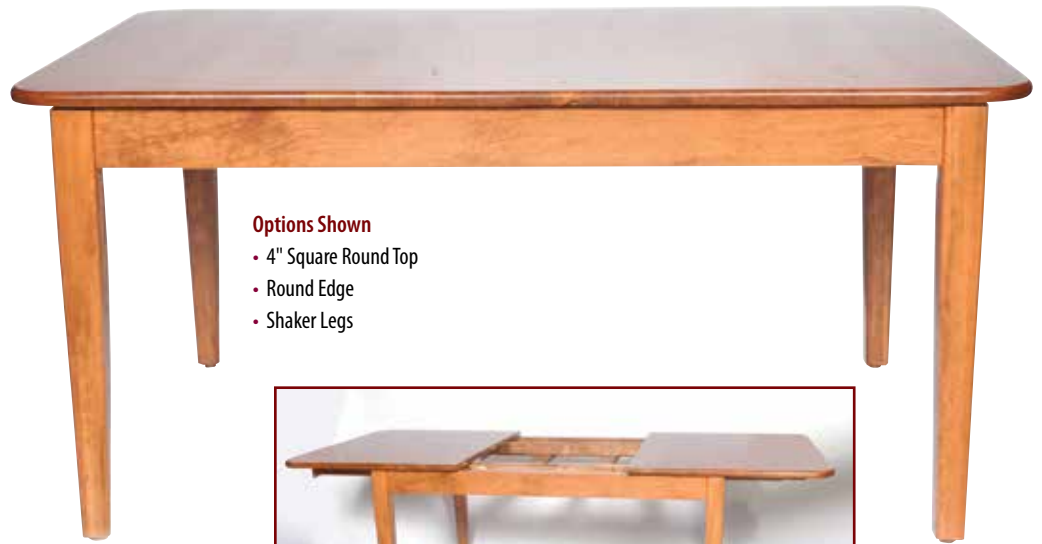
Table Top Shapes



Rectangular



Square Round
Up to 4"



Options Shown

- 4" Square Round Top
- Round Edge
- Shaker Legs



Leg Options



#1 Leg

#2 Leg

#3 Leg

#5 Leg

#6 Leg

#7 Leg

Estate

Mission

Shaker

Round Shaker



Louisville

Queen Anne

French

Bunker Hill

Plantation

Twisted

Reeded

Edges



Large Round



Round



Waterfall



Fillet



Bevel



Ogee



Chamfer



Thumbnail



Reverse
Bevel



Eased



Small
Round

SLIDING TOP

Self Store Leaves only available where specified • Aprons not available on ANY leaves

Size	Leaves	S/S	S/S with Apron
42 x 60	1 - 12" Leaf	1	N/A
42 x 60	2 - 12" Leaves	2	N/A
42 x 60	3 - 12" Leaves	2	N/A
42 x 60	3 - 10" Leaves	3	N/A
42 x 60	4 - 12" Leaves	2	N/A
42 x 60	4 - 10" Leaves	4	N/A
42 x 66	1 - 12" Leaf	1	N/A
42 x 66	2 - 12" Leaves	2	N/A
42 x 66	3 - 12" Leaves	2	N/A
42 x 66	3 - 10" Leaves	3	N/A
42 x 66	4 - 12" Leaves	2	N/A
42 x 66	4 - 10" Leaves	4	N/A
42 x 72	1 - 12" Leaf	1	N/A
42 x 72	2 - 12" Leaves	2	N/A
42 x 72	3 - 12" Leaves	2	N/A
42 x 72	3 - 10" Leaves	3	N/A
42 x 72	4 - 12" Leaves	2	N/A
42 x 72	4 - 10" Leaves	4	N/A

Size	Leaves	S/S	S/S with Apron
48 x 60	1 - 12" Leaf	1	N/A
48 x 60	2 - 12" Leaves	2	N/A
48 x 60	3 - 12" Leaves	3	N/A
48 x 60	4 - 12" Leaves	4	N/A
48 x 66	1 - 12" Leaf	1	N/A
48 x 66	2 - 12" Leaves	2	N/A
48 x 66	3 - 12" Leaves	3	N/A
48 x 66	4 - 12" Leaves	4	N/A
48 x 72	1 - 12" Leaf	1	N/A
48 x 72	2 - 12" Leaves	2	N/A
48 x 72	3 - 12" Leaves	3	N/A
48 x 72	4 - 12" Leaves	4	N/A

Aprons NOT available on leaves

Size	Leaves	S/S
36 x 60	1	1
36 x 60	2	2
36 x 60	3	2
36 x 60	4	2
36 x 66	1	1
36 x 66	2	2
36 x 66	3	2
36 x 66	4	2
36 x 72	1	1
36 x 72	2	2
36 x 72	3	2
36 x 72	4	2



Rectangular




Square Round
Up to 4"

RICHMOND

continued...

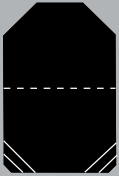
Table Top Shapes



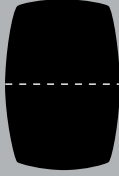
Rectangular




Square Round
Up to 3"



Crosscut
Up to 3"



Casual



Square



Options Shown

- Casual Top
- Waterfall Edge
- Richmond Legs

Edges



Large Round



Round



Waterfall



Fillet



Bevel



Ogee



Chamfer



Thumbnail



Reverse
Bevel



Eased



Small
Round

Leg Options



Richmond

RICHMOND

Self Store Leaves only available where specified • All Non Self Store Leaves have Aprons
Up to 12 Leaves Available

Size	Leaves	S/S	S/S with Apron
36 x 36*	Add up to 4 Leaves	N/A	
36 x 42*	Add up to 4 Leaves	N/A	
36 x 48*	1 - 12" Leaf	1	1
36 x 48*	2 - 12" Leaves	2	1
36 x 48	3 - 12" Leaves	2	1
36 x 48	4 - 12" Leaves	2	1
36 x 54	1 - 12" Leaf	1	1
36 x 54	2 - 12" Leaves	2	1
36 x 54	3 - 12" Leaves	2	1
36 x 54	4 - 12" Leaves	2	1
36 x 60	1 - 12" Leaf	1	1
36 x 60	2 - 12" Leaves	2	1
36 x 60	3 - 12" Leaves	2	1
36 x 60	4 - 12" Leaves	2	1
36 x 66	1 - 12" Leaf	1	1
36 x 66	2 - 12" Leaves	2	1
36 x 66	3 - 12" Leaves	2	1
36 x 66	4 - 12" Leaves	2	1
36 x 72	1 - 12" Leaf	1	1
36 x 72	2 - 12" Leaves	2	1
36 x 72	3 - 12" Leaves	2	1
36 x 72	4 - 12" Leaves	2	1
36 x 84	1 - 12" Leaf	1	1
36 x 84	2 - 12" Leaves	2	1
36 x 84	3 - 12" Leaves	2	1
36 x 84	4 - 12" Leaves	2	1

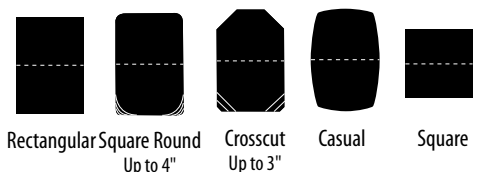
42 x 42*	Add up to 4 Leaves	N/A	
42 x 54	1 - 12" Leaf	1	1
42 x 54	2 - 12" Leaves	2	1
42 x 54	3 - 12" Leaves	2	1
42 x 54	4 - 12" Leaves	N/A	
42 x 60	1 - 12" Leaf	1	1
42 x 60	2 - 12" Leaves	2	1
42 x 60	3 - 12" Leaves	3	1
42 x 60	4 - 12" Leaves	N/A	
42 x 60	4 - 10" Leaves	4	2

Size	Leaves	S/S	S/S with Apron
42 x 66	1 - 12" Leaf	1	1
42 x 66	2 - 12" Leaves	2	1
42 x 66	3 - 12" Leaves	2	1
42 x 66	4 - 12" Leaves	2	1
42 x 72	1 - 12" Leaf	1	1
42 x 72	2 - 12" Leaves	2	1
42 x 72	3 - 12" Leaves	2	1
42 x 72	4 - 12" Leaves	2	1
42 x 84	1 - 12" Leaf	1	1
42 x 84	2 - 12" Leaves	2	1
42 x 84	3 - 12" Leaves	2	1
42 x 84	4 - 12" Leaves	2	1
42 x 96	1 - 12" Leaf	1	1
42 x 96	2 - 12" Leaves	2	1
42 x 96	3 - 12" Leaves	2	1
42 x 96	4 - 12" Leaves	4	2

48 x 48	Add up to 4 Leaves	N/A	
48 x 54	Add up to 4 Leaves	N/A	
48 x 60	1 - 12" Leaf	1	1
48 x 60	2 - 12" Leaves	2	1
48 x 60	2 - 10" Leaves	2	2
48 x 60	3 - 12" Leaves	2	1
48 x 60	3 - 10" Leaves	3	2
48 x 60	4 - 12" Leaves	2	1
48 x 60	4 - 10" Leaves	4	2
48 x 66	1 - 12" Leaf	1	1
48 x 66	2 - 12" Leaves	2	2
48 x 66	3 - 12" Leaves	3	2
48 x 66	4 - 12" Leaves	4	2
48 x 72	1 - 12" Leaf	1	1
48 x 72	2 - 12" Leaves	2	2
48 x 72	3 - 12" Leaves	3	2
48 x 72	4 - 12" Leaves	4	2
48 x 84	1 - 12" Leaf	1	1
48 x 84	2 - 12" Leaves	2	2
48 x 84	3 - 12" Leaves	3	2
48 x 84	4 - 12" Leaves	4	2
48 x 96	1 - 12" Leaf	1	1
48 x 96	2 - 12" Leaves	2	2
48 x 96	3 - 12" Leaves	3	2
48 x 96	4 - 12" Leaves	4	2

Size	Leaves	S/S	S/S with Apron
54 x 54	Add up to 4 Leaves	N/A	
54 x 60	Add up to 4 Leaves	N/A	
54 x 66	1 - 12" Leaf	1	1
54 x 66	2 - 12" Leaves	2	2
54 x 66	3 - 12" Leaves	3	2
54 x 66	4 - 12" Leaves	4	2
54 x 72	1 - 12" Leaf	1	1
54 x 72	2 - 12" Leaves	2	2
54 x 72	3 - 12" Leaves	3	2
54 x 72	4 - 12" Leaves	4	2
54 x 84	1 - 12" Leaf	1	1
54 x 84	2 - 12" Leaves	2	2
54 x 84	3 - 12" Leaves	3	2
54 x 84	4 - 12" Leaves	4	2
54 x 96	1 - 12" Leaf	1	1
54 x 96	2 - 12" Leaves	2	2
54 x 96	3 - 12" Leaves	3	2
54 x 96	4 - 12" Leaves	4	2


*Up to 2 Leaves available without center leg



SUPERIOR MISSION

continued...

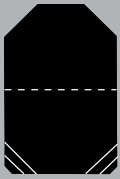
Table Top Shapes



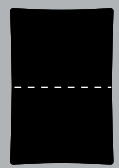
Rectangular




Square Round
Up to 4"



Crosscut
Up to 3"



Bunker Hill
Mission



Square



Options Shown

- Rectangular Top
- Eased Edge
- Superior Mission Legs

Edges



Large Round



Round



Waterfall



Fillet



Bevel



Ogee



Chamfer



Thumbnail



Reverse
Bevel



Eased



Small
Round

Leg Options



Superior Mission

SUPERIOR MISSION

Self Store Leaves only available where specified • All Non Self Store Leaves have Aprons
Up to 12 Leaves Available

Size	Leaves	S/S	S/S with Apron
36 x 36*	Add up to 4 Leaves	N/A	
36 x 42*	Add up to 4 Leaves	N/A	
36 x 48*	1 - 12" Leaf	1	1
36 x 48	2 - 12" Leaves	2	1
36 x 48	3 - 12" Leaves	2	1
36 x 48	4 - 12" Leaves	2	1
36 x 54	1 - 12" Leaf	1	1
36 x 54	2 - 12" Leaves	2	1
36 x 54	3 - 12" Leaves	2	1
36 x 54	4 - 12" Leaves	2	1
36 x 60	1 - 12" Leaf	1	1
36 x 60	2 - 12" Leaves	2	1
36 x 60	3 - 12" Leaves	2	1
36 x 60	4 - 12" Leaves	2	1
36 x 66	1 - 12" Leaf	1	1
36 x 66	2 - 12" Leaves	2	1
36 x 66	3 - 12" Leaves	2	1
36 x 66	4 - 12" Leaves	2	1
36 x 72	1 - 12" Leaf	1	1
36 x 72	2 - 12" Leaves	2	1
36 x 72	3 - 12" Leaves	2	1
36 x 72	4 - 12" Leaves	2	1
36 x 84	1 - 12" Leaf	1	1
36 x 84	2 - 12" Leaves	2	1
36 x 84	3 - 12" Leaves	2	1
36 x 84	4 - 12" Leaves	2	1

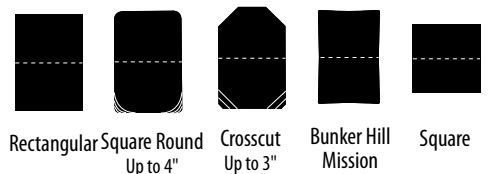
42 x 42*	Add up to 4 Leaves	N/A	
42 x 48	Add up to 4 Leaves	N/A	
42 x 54	1 - 12" Leaf	1	1
42 x 54	2 - 12" Leaves	2	1
42 x 54	3 - 12" Leaves	2	1
42 x 54	4 - 12" Leaves	2	1
42 x 60	1 - 12" Leaf	1	1
42 x 60	2 - 12" Leaves	2	2
42 x 60	3 - 12" Leaves	3	2
42 x 60	4 - 12" Leaves	2	2
42 x 60	4 - 10" Leaves	4	2

Size	Leaves	S/S	S/S with Apron
42 x 66	1 - 12" Leaf	1	1
42 x 66	2 - 12" Leaves	2	2
42 x 66	3 - 12" Leaves	3	2
42 x 66	4 - 12" Leaves	4	2
42 x 72	1 - 12" Leaf	1	1
42 x 72	2 - 12" Leaves	2	2
42 x 72	3 - 12" Leaves	3	2
42 x 72	4 - 12" Leaves	4	2
42 x 84	1 - 12" Leaf	1	1
42 x 84	2 - 12" Leaves	2	2
42 x 84	3 - 12" Leaves	3	2
42 x 84	4 - 12" Leaves	4	2
42 x 96	1 - 12" Leaf	1	1
42 x 96	2 - 12" Leaves	2	2
42 x 96	3 - 12" Leaves	3	2
42 x 96	4 - 12" Leaves	4	2

48 x 48	Add up to 4 Leaves	N/A	
48 x 54	Add up to 4 Leaves	N/A	
48 x 60	1 - 12" Leaf	1	1
48 x 60	2 - 12" Leaves	2	2
48 x 60	3 - 12" Leaves	3	2
48 x 60	4 - 12" Leaves	4	2
48 x 66	1 - 12" Leaf	1	1
48 x 66	2 - 12" Leaves	2	2
48 x 66	3 - 12" Leaves	3	2
48 x 66	4 - 12" Leaves	4	2
48 x 72	1 - 12" Leaf	1	1
48 x 72	2 - 12" Leaves	2	2
48 x 72	3 - 12" Leaves	3	2
48 x 72	4 - 12" Leaves	4	2
48 x 84	1 - 12" Leaf	1	1
48 x 84	2 - 12" Leaves	2	2
48 x 84	3 - 12" Leaves	3	2
48 x 84	4 - 12" Leaves	4	2
48 x 96	1 - 12" Leaf	1	1
48 x 96	2 - 12" Leaves	2	2
48 x 96	3 - 12" Leaves	3	2
48 x 96	4 - 12" Leaves	4	2

Size	Leaves	S/S	S/S with Apron
54 x 54	Add up to 4 Leaves	N/A	
54 x 60	Add up to 4 Leaves	N/A	
54 x 66	1 - 12" Leaf	1	1
54 x 66	2 - 12" Leaves	2	2
54 x 66	3 - 12" Leaves	3	2
54 x 66	4 - 12" Leaves	4	2
54 x 72	1 - 12" Leaf	1	1
54 x 72	2 - 12" Leaves	2	2
54 x 72	3 - 12" Leaves	3	2
54 x 72	4 - 12" Leaves	4	2
54 x 84	1 - 12" Leaf	1	1
54 x 84	2 - 12" Leaves	2	2
54 x 84	3 - 12" Leaves	3	2
54 x 84	4 - 12" Leaves	4	2
54 x 96	1 - 12" Leaf	1	1
54 x 96	2 - 12" Leaves	2	2
54 x 96	3 - 12" Leaves	3	2
54 x 96	4 - 12" Leaves	4	2


*Up to 2 Leaves available without center leg



KEYSTONE

continued...


Table Top Shapes



Rectangular



Square Round
Up to 2"



Square



- Options Shown**
- Rectangular Top
 - Eased Edge
 - Bunker Hill Legs

Compact size
with no leaves



Table shown
fully extended
with 8 Leaves

Edges



Large Round



Round



Waterfall



Fillet



Bevel



Ogee



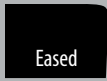
Chamfer



Thumbnail



Reverse
Bevel



Eased



Small
Round

Leg Options



KEYSTONE

Self Store Leaves NOT AVAILABLE

Size	Leaves	S/S	S/S with Apron
36 x 30*	Up to 8 Leaves	N/A	
36 x 36*	Up to 8 Leaves	N/A	
36 x 42*	Up to 8 Leaves	N/A	
42 x 30*	Up to 8 Leaves	N/A	
42 x 36*	Up to 8 Leaves	N/A	
42 x 42*	Up to 8 Leaves	N/A	
48 x 30	Up to 8 Leaves	N/A	
48 x 36	Up to 8 Leaves	N/A	
48 x 42	Up to 8 Leaves	N/A	

*Up to 2 Leaves available without center leg



Rectangular



Square Round
Up to 2"




Square

SMALL HARVEST DROP LEAF

(Angled Leg)


Table Top Shapes




Rectangular



Square Round
Up to 4"



Square



Round



Options Shown

- 4" Square Round Top
- Round Edge
- Drop Leaf Legs

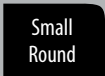


Leg Options

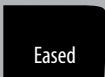
Edges



Round



Small
Round



Eased



Drop Leaf

Mission

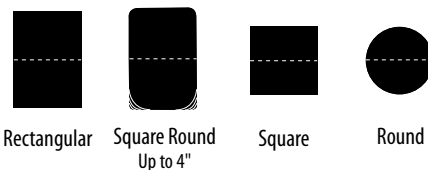
Shaker

SMALL HARVEST DROP LEAF (Angled Leg)

Self Store Leaves NOT AVAILABLE


Size	Leaves	S/S	Drop Size
42 x 42	Add up to 2 Leaves	N/A	8"
42 x 48	Add up to 2 Leaves	N/A	10"
42 x 54	Add up to 2 Leaves	N/A	10"
42 x 60	Add up to 2 Leaves	N/A	10"
42 x 66	Add up to 2 Leaves	N/A	10"

Size	Leaves	S/S	Drop Size
48 x 48	Add up to 2 Leaves	N/A	10"
48 x 54	Add up to 2 Leaves	N/A	10"
48 x 60	Add up to 2 Leaves	N/A	10"
48 x 66	Add up to 2 Leaves	N/A	10"



SINGLE PEDESTAL DROP LEAF

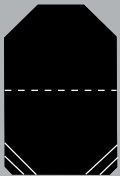
Table Top Shapes



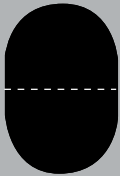
Rectangular




Square Round
Up to 6"



Crosscut
Up to 6"




Oval



Round



Bow End



Square

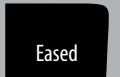
Edges



Round



Small
Round



Eased



Options Shown

- Round Top
- Round Edge
- Standard Pedestal
- Prince Feet



Pedestal / Feet Options



Barrel



Traditional Tulip



Pot Belly



Pot Belly Reeded



Mission



Tulip



Round Mission



Dutch



Post Mission



Kingston

Only Tulip or Reeded Tulip feet can be used with this pedestal

Only Round Mission feet can be used with this pedestal

Only Dutch feet can be used with this pedestal

Only Post Mission feet can be used with this pedestal

Only Kingston feet can be used with this pedestal



Shreveport Mission



Woodstock

Only Shreveport feet can be used with this pedestal

Only Woodstock feet can be used with this pedestal



Modern



Prince



Reeded



Fancy
Claw



Mission

SINGLE PEDESTAL DROP LEAF

Self Store Leaves NOT AVAILABLE

Size	Leaves	S/S	Drop Size
36 x 36	Solid	N/A	8"
36 x 42	Add up to 2 Leaves	N/A	10"
36 x 48	Add up to 2 Leaves	N/A	10"
36 x 54	Add up to 2 Leaves	N/A	10"
36 x 60	Add up to 2 Leaves	N/A	10"

Size	Leaves	S/S	Drop Size
42 x 42	Add up to 2 Leaves	N/A	10"
42 x 48	Add up to 2 Leaves	N/A	10"
42 x 54	Add up to 2 Leaves	N/A	10"
42 x 60	Add up to 2 Leaves	N/A	10"

Size	Leaves	S/S	Drop Size
48 x 48	Add up to 2 Leaves	N/A	10"
48 x 54	Add up to 2 Leaves	N/A	10"
48 x 60	Add up to 2 Leaves	N/A	10"



Rectangular



Square Round
Up to 12"



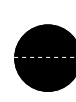
Crosscut
Up to 12"



Oval



Bow End



Round




Square

DAWSON

NEW!


Table Top Shapes



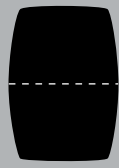
Rectangular




Square Round
Up to 8"



Crosscut
Up to 6"



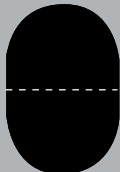
Boat



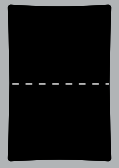
Kitchen End



Bow End



Oval



Bunker Hill
Mission

Edges



Large Round



Round



Waterfall



Fillet



Bevel



Ogee



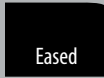
Chamfer



Thumbnail



Reverse
Bevel



Eased



Small
Round



Options Shown

- Rectangular Top
- Eased Edge
- Dawson Base

Base Options

Base Options are not available for Dawson tables

DAWSON

*Self Store Leaves only available where specified • Aprons NOT AVAILABLE on Self Store Leaves
All Non Self Store Leaves have Aprons • Up to 8 Leaves Available with Drop Legs*

Size	Leaves	S/S	S/S/ with Apron
36 x 60	1 - 12" Leaf	1	N/A
36 x 60	2 - 12" Leaves	2	N/A
36 x 60	3 - 12" Leaves	2	N/A
36 x 60	4 - 12" Leaves	2	N/A
36 x 66	1 - 12" Leaf	1	N/A
36 x 66	2 - 12" Leaves	2	N/A
36 x 66	3 - 12" Leaves	2	N/A
36 x 66	4 - 12" Leaves	2	N/A
36 x 72	1 - 12" Leaf	1	N/A
36 x 72	2 - 12" Leaves	2	N/A
36 x 72	3 - 12" Leaves	2	N/A
36 x 72	4 - 12" Leaves	2	N/A

Size	Leaves	S/S	S/S/ with Apron
42 x 60	1 - 12" Leaf	1	N/A
42 x 60	2 - 12" Leaves	2	N/A
42 x 60	3 - 12" Leaves	3	N/A
42 x 60	4 - 12" Leaves	4	N/A
42 x 66	1 - 12" Leaf	1	N/A
42 x 66	2 - 12" Leaves	2	N/A
42 x 66	3 - 12" Leaves	3	N/A
42 x 66	4 - 12" Leaves	4	N/A
42 x 72	1 - 12" Leaf	1	N/A
42 x 72	2 - 12" Leaves	2	N/A
42 x 72	3 - 12" Leaves	3	N/A
42 x 72	4 - 12" Leaves	4	N/A

Size	Leaves	S/S	S/S/ with Apron
54 x 60	Add up to 4 Leaves		
54 x 66	1 - 12" Leaf	1	N/A
54 x 66	2 - 12" Leaves	2	N/A
54 x 66	3 - 12" Leaves	3	N/A
54 x 66	4 - 12" Leaves	4	N/A
54 x 72	1 - 12" Leaf	1	N/A
54 x 72	2 - 12" Leaves	2	N/A
54 x 72	3 - 12" Leaves	3	N/A
54 x 72	4 - 12" Leaves	4	N/A

48 x 60	1 - 12" Leaf	1	N/A
48 x 60	2 - 12" Leaves	2	N/A
48 x 60	3 - 12" Leaves	3	N/A
48 x 60	4 - 12" Leaves	4	N/A
48 x 66	1 - 12" Leaf	1	N/A
48 x 66	2 - 12" Leaves	2	N/A
48 x 66	3 - 12" Leaves	3	N/A
48 x 66	4 - 12" Leaves	4	N/A
48 x 72	1 - 12" Leaf	1	N/A
48 x 72	2 - 12" Leaves	2	N/A
48 x 72	3 - 12" Leaves	3	N/A
48 x 72	4 - 12" Leaves	4	N/A



Rectangular



Square Round
Up to 8"



Crosscut
Up to 4"



Boat



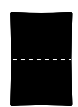
Bow End



Kitchen End



Oval




Bunker Hill
Mission

BARLOW




Table Top Shapes



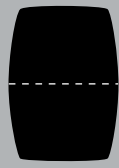
Rectangular



Square Round
Up to 8"



Crosscut
Up to 6"



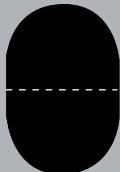
Boat



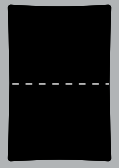
Kitchen End



Bow End



Oval



Bunker Hill
Mission

Edges



Large Round



Round



Waterfall



Fillet



Bevel



Ogee



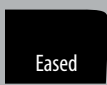
Chamfer



Thumbnail



Reverse
Bevel



Eased



Small
Round



Options Shown

- Bow End Top
- Bevel Edge
- Barlow Base

Base Options

Base Options are not available for Barlow tables

BARLOW

*Self Store Leaves only available where specified • Aprons NOT AVAILABLE on Self Store Leaves
All Non Self Store Leaves have Aprons • Up to 8 Leaves Available with Drop Legs*

Size	Leaves	S/S	S/S/ with Apron
36 x 60	1 - 12" Leaf	1	N/A
36 x 60	2 - 12" Leaves	2	N/A
36 x 60	3 - 12" Leaves	2	N/A
36 x 60	4 - 12" Leaves	2	N/A
36 x 66	1 - 12" Leaf	1	N/A
36 x 66	2 - 12" Leaves	2	N/A
36 x 66	3 - 12" Leaves	2	N/A
36 x 66	4 - 12" Leaves	2	N/A
36 x 72	1 - 12" Leaf	1	N/A
36 x 72	2 - 12" Leaves	2	N/A
36 x 72	3 - 12" Leaves	2	N/A
36 x 72	4 - 12" Leaves	2	N/A

Size	Leaves	S/S	S/S/ with Apron
42 x 60	1 - 12" Leaf	1	N/A
42 x 60	2 - 12" Leaves	2	N/A
42 x 60	3 - 12" Leaves	3	N/A
42 x 60	4 - 12" Leaves	4	N/A
42 x 66	1 - 12" Leaf	1	N/A
42 x 66	2 - 12" Leaves	2	N/A
42 x 66	3 - 12" Leaves	3	N/A
42 x 66	4 - 12" Leaves	4	N/A
42 x 72	1 - 12" Leaf	1	N/A
42 x 72	2 - 12" Leaves	2	N/A
42 x 72	3 - 12" Leaves	3	N/A
42 x 72	4 - 12" Leaves	4	N/A

Size	Leaves	S/S	S/S/ with Apron
54 x 60	Add up to 4 Leaves		
54 x 66	1 - 12" Leaf	1	N/A
54 x 66	2 - 12" Leaves	2	N/A
54 x 66	3 - 12" Leaves	3	N/A
54 x 66	4 - 12" Leaves	4	N/A
54 x 72	1 - 12" Leaf	1	N/A
54 x 72	2 - 12" Leaves	2	N/A
54 x 72	3 - 12" Leaves	3	N/A
54 x 72	4 - 12" Leaves	4	N/A

48 x 60	1 - 12" Leaf	1	N/A
48 x 60	2 - 12" Leaves	2	N/A
48 x 60	3 - 12" Leaves	3	N/A
48 x 60	4 - 12" Leaves	4	N/A
48 x 66	1 - 12" Leaf	1	N/A
48 x 66	2 - 12" Leaves	2	N/A
48 x 66	3 - 12" Leaves	3	N/A
48 x 66	4 - 12" Leaves	4	N/A
48 x 72	1 - 12" Leaf	1	N/A
48 x 72	2 - 12" Leaves	2	N/A
48 x 72	3 - 12" Leaves	3	N/A
48 x 72	4 - 12" Leaves	4	N/A



Rectangular



Square Round
Up to 8"



Crosscut
Up to 4"



Boat



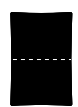
Bow End



Kitchen End



Oval




Bunker Hill
Mission

CYNERGY




Table Top Shapes



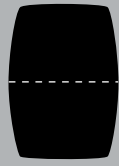
Rectangular




Square Round
Up to 8"



Crosscut
Up to 6"



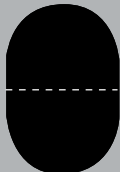
Boat



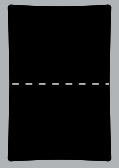
Kitchen End



Bow End



Oval



Bunker Hill
Mission

Edges



Large Round



Round



Waterfall



Fillet



Bevel



Ogee



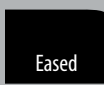
Chamfer



Thumbnail



Reverse
Bevel



Eased



Small
Round



Options Shown

- Square Round Top
- Round Edge
- Cynergy Base

Base Options

Base Options are not available for Cynergy tables

CYNERGY

Self Store Leaves only available where specified • Aprons NOT AVAILABLE on Self Store Leaves
All Non Self Store Leaves have Aprons • Up to 8 Leaves Available with Drop Legs

Size	Leaves	S/S	S/S/ with Apron
36 x 60	1 - 12" Leaf	1	N/A
36 x 60	2 - 12" Leaves	2	N/A
36 x 60	3 - 12" Leaves	2	N/A
36 x 60	4 - 12" Leaves	2	N/A
36 x 66	1 - 12" Leaf	1	N/A
36 x 66	2 - 12" Leaves	2	N/A
36 x 66	3 - 12" Leaves	2	N/A
36 x 66	4 - 12" Leaves	2	N/A
36 x 72	1 - 12" Leaf	1	N/A
36 x 72	2 - 12" Leaves	2	N/A
36 x 72	3 - 12" Leaves	2	N/A
36 x 72	4 - 12" Leaves	2	N/A

Size	Leaves	S/S	S/S/ with Apron
42 x 60	1 - 12" Leaf	1	N/A
42 x 60	2 - 12" Leaves	2	N/A
42 x 60	3 - 12" Leaves	3	N/A
42 x 60	4 - 12" Leaves	4	N/A
42 x 66	1 - 12" Leaf	1	N/A
42 x 66	2 - 12" Leaves	2	N/A
42 x 66	3 - 12" Leaves	3	N/A
42 x 66	4 - 12" Leaves	4	N/A
42 x 72	1 - 12" Leaf	1	N/A
42 x 72	2 - 12" Leaves	2	N/A
42 x 72	3 - 12" Leaves	3	N/A
42 x 72	4 - 12" Leaves	4	N/A

Size	Leaves	S/S	S/S/ with Apron
54 x 60	Add up to 4 Leaves		
54 x 66	1 - 12" Leaf	1	N/A
54 x 66	2 - 12" Leaves	2	N/A
54 x 66	3 - 12" Leaves	3	N/A
54 x 66	4 - 12" Leaves	4	N/A
54 x 72	1 - 12" Leaf	1	N/A
54 x 72	2 - 12" Leaves	2	N/A
54 x 72	3 - 12" Leaves	3	N/A
54 x 72	4 - 12" Leaves	4	N/A

48 x 60	1 - 12" Leaf	1	N/A
48 x 60	2 - 12" Leaves	2	N/A
48 x 60	3 - 12" Leaves	3	N/A
48 x 60	4 - 12" Leaves	4	N/A
48 x 66	1 - 12" Leaf	1	N/A
48 x 66	2 - 12" Leaves	2	N/A
48 x 66	3 - 12" Leaves	3	N/A
48 x 66	4 - 12" Leaves	4	N/A
48 x 72	1 - 12" Leaf	1	N/A
48 x 72	2 - 12" Leaves	2	N/A
48 x 72	3 - 12" Leaves	3	N/A
48 x 72	4 - 12" Leaves	4	N/A



Rectangular



Square Round
Up to 8"



Crosscut
Up to 4"



Boat



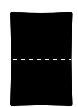
Bow End



Kitchen End



Oval




Bunker Hill
Mission

DELTA




Table Top Shapes



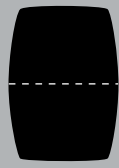
Rectangular




Square Round
Up to 8"



Crosscut
Up to 6"



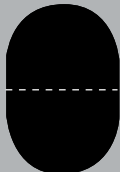
Boat



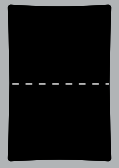
Kitchen End



Bow End



Oval



Bunker Hill
Mission

Edges



Large Round



Round



Waterfall



Fillet



Bevel



Ogee



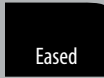
Chamfer



Thumbnail



Reverse
Bevel



Eased



Small
Round



Options Shown

- Crosscut Top
- Eased Edge
- Delta Base

Base Options

Base Options are not available for Delta tables

DELTA

*Self Store Leaves only available where specified • Aprons NOT AVAILABLE on Self Store Leaves
All Non Self Store Leaves have Aprons • Up to 8 Leaves Available with Drop Legs*

Size	Leaves	S/S	S/S/ with Apron
36 x 60	1 - 12" Leaf	1	N/A
36 x 60	2 - 12" Leaves	2	N/A
36 x 60	3 - 12" Leaves	2	N/A
36 x 60	4 - 12" Leaves	2	N/A
36 x 66	1 - 12" Leaf	1	N/A
36 x 66	2 - 12" Leaves	2	N/A
36 x 66	3 - 12" Leaves	2	N/A
36 x 66	4 - 12" Leaves	2	N/A
36 x 72	1 - 12" Leaf	1	N/A
36 x 72	2 - 12" Leaves	2	N/A
36 x 72	3 - 12" Leaves	2	N/A
36 x 72	4 - 12" Leaves	2	N/A

Size	Leaves	S/S	S/S/ with Apron
42 x 60	1 - 12" Leaf	1	N/A
42 x 60	2 - 12" Leaves	2	N/A
42 x 60	3 - 12" Leaves	3	N/A
42 x 60	4 - 12" Leaves	4	N/A
42 x 66	1 - 12" Leaf	1	N/A
42 x 66	2 - 12" Leaves	2	N/A
42 x 66	3 - 12" Leaves	3	N/A
42 x 66	4 - 12" Leaves	4	N/A
42 x 72	1 - 12" Leaf	1	N/A
42 x 72	2 - 12" Leaves	2	N/A
42 x 72	3 - 12" Leaves	3	N/A
42 x 72	4 - 12" Leaves	4	N/A

Size	Leaves	S/S	S/S/ with Apron
54 x 60	Add up to 4 Leaves		
54 x 66	1 - 12" Leaf	1	N/A
54 x 66	2 - 12" Leaves	2	N/A
54 x 66	3 - 12" Leaves	3	N/A
54 x 66	4 - 12" Leaves	4	N/A
54 x 72	1 - 12" Leaf	1	N/A
54 x 72	2 - 12" Leaves	2	N/A
54 x 72	3 - 12" Leaves	3	N/A
54 x 72	4 - 12" Leaves	4	N/A

48 x 60	1 - 12" Leaf	1	N/A
48 x 60	2 - 12" Leaves	2	N/A
48 x 60	3 - 12" Leaves	3	N/A
48 x 60	4 - 12" Leaves	4	N/A
48 x 66	1 - 12" Leaf	1	N/A
48 x 66	2 - 12" Leaves	2	N/A
48 x 66	3 - 12" Leaves	3	N/A
48 x 66	4 - 12" Leaves	4	N/A
48 x 72	1 - 12" Leaf	1	N/A
48 x 72	2 - 12" Leaves	2	N/A
48 x 72	3 - 12" Leaves	3	N/A
48 x 72	4 - 12" Leaves	4	N/A



Rectangular



Square Round
Up to 8"



Crosscut
Up to 4"



Boat



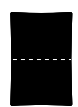
Bow End



Kitchen End




Oval



Bunker Hill
Mission

VENUS


Table Top Shapes



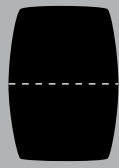
Rectangular




Square Round
Up to 8"



Crosscut
Up to 6"



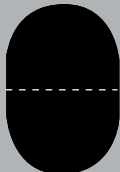
Boat



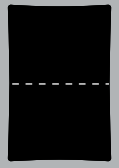
Kitchen End



Bow End



Oval



Bunker Hill
Mission

Edges



Large Round



Round



Waterfall



Fillet



Bevel



Ogee



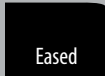
Chamfer



Thumbnail



Reverse
Bevel



Eased



Small
Round



Options Shown

- Kitchen End Top
- Bevel Edge
- Venus Base

Leg Options

Leg Options are not available for Venus tables

VENUS

*Self Store Leaves only available where specified • Aprons NOT AVAILABLE on Self Store Leaves
All Non Self Store Leaves have Aprons • Up to 8 Leaves Available with Drop Legs*

Size	Leaves	S/S	S/S/ with Apron
36 x 60	1 - 12" Leaf	1	N/A
36 x 60	2 - 12" Leaves	2	N/A
36 x 60	3 - 12" Leaves	2	N/A
36 x 60	4 - 12" Leaves	2	N/A
36 x 66	1 - 12" Leaf	1	N/A
36 x 66	2 - 12" Leaves	2	N/A
36 x 66	3 - 12" Leaves	2	N/A
36 x 66	4 - 12" Leaves	2	N/A
36 x 72	1 - 12" Leaf	1	N/A
36 x 72	2 - 12" Leaves	2	N/A
36 x 72	3 - 12" Leaves	2	N/A
36 x 72	4 - 12" Leaves	2	N/A

Size	Leaves	S/S	S/S/ with Apron
42 x 60	1 - 12" Leaf	1	N/A
42 x 60	2 - 12" Leaves	2	N/A
42 x 60	3 - 12" Leaves	3	N/A
42 x 60	4 - 12" Leaves	4	N/A
42 x 66	1 - 12" Leaf	1	N/A
42 x 66	2 - 12" Leaves	2	N/A
42 x 66	3 - 12" Leaves	3	N/A
42 x 66	4 - 12" Leaves	4	N/A
42 x 72	1 - 12" Leaf	1	N/A
42 x 72	2 - 12" Leaves	2	N/A
42 x 72	3 - 12" Leaves	3	N/A
42 x 72	4 - 12" Leaves	4	N/A

Size	Leaves	S/S	S/S/ with Apron
54 x 60	Add up to 4 Leaves		
54 x 66	1 - 12" Leaf	1	N/A
54 x 66	2 - 12" Leaves	2	N/A
54 x 66	3 - 12" Leaves	3	N/A
54 x 66	4 - 12" Leaves	4	N/A
54 x 72	1 - 12" Leaf	1	N/A
54 x 72	2 - 12" Leaves	2	N/A
54 x 72	3 - 12" Leaves	3	N/A
54 x 72	4 - 12" Leaves	4	N/A

48 x 60	1 - 12" Leaf	1	N/A
48 x 60	2 - 12" Leaves	2	N/A
48 x 60	3 - 12" Leaves	3	N/A
48 x 60	4 - 12" Leaves	4	N/A
48 x 66	1 - 12" Leaf	1	N/A
48 x 66	2 - 12" Leaves	2	N/A
48 x 66	3 - 12" Leaves	3	N/A
48 x 66	4 - 12" Leaves	4	N/A
48 x 72	1 - 12" Leaf	1	N/A
48 x 72	2 - 12" Leaves	2	N/A
48 x 72	3 - 12" Leaves	3	N/A
48 x 72	4 - 12" Leaves	4	N/A



Rectangular



Square Round
Up to 8"



Crosscut
Up to 4"



Boat



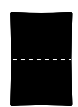
Bow End



Kitchen End




Oval



Bunker Hill
Mission

EXCEL

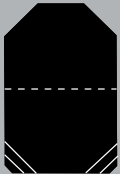
Table Top Shapes



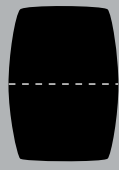
Rectangular




Square Round
Up to 8"



Crosscut
Up to 6"



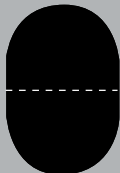
Boat



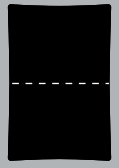
Kitchen End



Bow End



Oval



Bunker Hill
Mission

Edges



Large Round



Round



Waterfall



Fillet



Bevel



Ogee



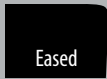
Chamfer



Thumbnail



Reverse
Bevel



Eased



Small
Round



Options Shown

- Bunker Hill Mission Top
- Waterfall Edge
- Excel Base

Leg Options

Leg Options are not available for Excel tables

EXCEL

Self Store Leaves only available where specified • Aprons NOT AVAILABLE on Self Store Leaves
All Non Self Store Leaves have Aprons • Up to 8 Leaves Available with Drop Legs

Size	Leaves	S/S	S/S/ with Apron
36 x 60	1 - 12" Leaf	1	N/A
36 x 60	2 - 12" Leaves	2	N/A
36 x 60	3 - 12" Leaves	2	N/A
36 x 60	4 - 12" Leaves	2	N/A
36 x 66	1 - 12" Leaf	1	N/A
36 x 66	2 - 12" Leaves	2	N/A
36 x 66	3 - 12" Leaves	2	N/A
36 x 66	4 - 12" Leaves	2	N/A
36 x 72	1 - 12" Leaf	1	N/A
36 x 72	2 - 12" Leaves	2	N/A
36 x 72	3 - 12" Leaves	2	N/A
36 x 72	4 - 12" Leaves	2	N/A

Size	Leaves	S/S	S/S/ with Apron
42 x 60	1 - 12" Leaf	1	N/A
42 x 60	2 - 12" Leaves	2	N/A
42 x 60	3 - 12" Leaves	3	N/A
42 x 60	4 - 12" Leaves	4	N/A
42 x 66	1 - 12" Leaf	1	N/A
42 x 66	2 - 12" Leaves	2	N/A
42 x 66	3 - 12" Leaves	3	N/A
42 x 66	4 - 12" Leaves	4	N/A
42 x 72	1 - 12" Leaf	1	N/A
42 x 72	2 - 12" Leaves	2	N/A
42 x 72	3 - 12" Leaves	3	N/A
42 x 72	4 - 12" Leaves	4	N/A

Size	Leaves	S/S	S/S/ with Apron
54 x 60	Add up to 4 Leaves		
54 x 66	1 - 12" Leaf	1	N/A
54 x 66	2 - 12" Leaves	2	N/A
54 x 66	3 - 12" Leaves	3	N/A
54 x 66	4 - 12" Leaves	4	N/A
54 x 72	1 - 12" Leaf	1	N/A
54 x 72	2 - 12" Leaves	2	N/A
54 x 72	3 - 12" Leaves	3	N/A
54 x 72	4 - 12" Leaves	4	N/A

48 x 60	1 - 12" Leaf	1	N/A
48 x 60	2 - 12" Leaves	2	N/A
48 x 60	3 - 12" Leaves	3	N/A
48 x 60	4 - 12" Leaves	4	N/A
48 x 66	1 - 12" Leaf	1	N/A
48 x 66	2 - 12" Leaves	2	N/A
48 x 66	3 - 12" Leaves	3	N/A
48 x 66	4 - 12" Leaves	4	N/A
48 x 72	1 - 12" Leaf	1	N/A
48 x 72	2 - 12" Leaves	2	N/A
48 x 72	3 - 12" Leaves	3	N/A
48 x 72	4 - 12" Leaves	4	N/A



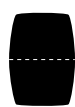
Rectangular



Square Round
Up to 8"



Crosscut
Up to 4"



Boat



Bow End



Kitchen End




Oval



Bunker Hill
Mission

LEVINE

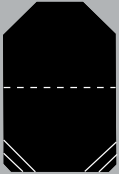
Table Top Shapes



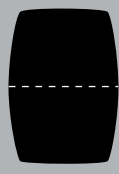
Rectangular




Square Round
Up to 8"



Crosscut
Up to 6"



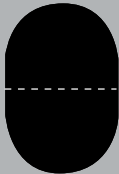
Boat



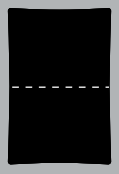
Kitchen End



Bow End



Oval



Bunker Hill
Mission

Edges



Large Round



Round



Waterfall



Fillet



Bevel



Ogee



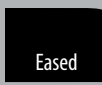
Chamfer



Thumbnail



Reverse
Bevel



Eased



Small
Round



Options Shown

- 3" Crosscut Top
- Chamfer Edge
- Levine Base

Leg Options

Leg Options are not available for Levine tables

LEVINE

*Self Store Leaves only available where specified • Aprons NOT AVAILABLE on Self Store Leaves
All Non Self Store Leaves have Aprons • Up to 8 Leaves Available with Drop Legs*

Size	Leaves	S/S	S/S/ with Apron
36 x 60	1 - 12" Leaf	1	N/A
36 x 60	2 - 12" Leaves	2	N/A
36 x 60	3 - 12" Leaves	2	N/A
36 x 60	4 - 12" Leaves	2	N/A
36 x 66	1 - 12" Leaf	1	N/A
36 x 66	2 - 12" Leaves	2	N/A
36 x 66	3 - 12" Leaves	2	N/A
36 x 66	4 - 12" Leaves	2	N/A
36 x 72	1 - 12" Leaf	1	N/A
36 x 72	2 - 12" Leaves	2	N/A
36 x 72	3 - 12" Leaves	2	N/A
36 x 72	4 - 12" Leaves	2	N/A

Size	Leaves	S/S	S/S/ with Apron
42 x 60	1 - 12" Leaf	1	N/A
42 x 60	2 - 12" Leaves	2	N/A
42 x 60	3 - 12" Leaves	3	N/A
42 x 60	4 - 12" Leaves	4	N/A
42 x 66	1 - 12" Leaf	1	N/A
42 x 66	2 - 12" Leaves	2	N/A
42 x 66	3 - 12" Leaves	3	N/A
42 x 66	4 - 12" Leaves	4	N/A
42 x 72	1 - 12" Leaf	1	N/A
42 x 72	2 - 12" Leaves	2	N/A
42 x 72	3 - 12" Leaves	3	N/A
42 x 72	4 - 12" Leaves	4	N/A

Size	Leaves	S/S	S/S/ with Apron
54 x 60	Add up to 4 Leaves		
54 x 66	1 - 12" Leaf	1	N/A
54 x 66	2 - 12" Leaves	2	N/A
54 x 66	3 - 12" Leaves	3	N/A
54 x 66	4 - 12" Leaves	4	N/A
54 x 72	1 - 12" Leaf	1	N/A
54 x 72	2 - 12" Leaves	2	N/A
54 x 72	3 - 12" Leaves	3	N/A
54 x 72	4 - 12" Leaves	4	N/A

48 x 60	1 - 12" Leaf	1	N/A
48 x 60	2 - 12" Leaves	2	N/A
48 x 60	3 - 12" Leaves	3	N/A
48 x 60	4 - 12" Leaves	4	N/A
48 x 66	1 - 12" Leaf	1	N/A
48 x 66	2 - 12" Leaves	2	N/A
48 x 66	3 - 12" Leaves	3	N/A
48 x 66	4 - 12" Leaves	4	N/A
48 x 72	1 - 12" Leaf	1	N/A
48 x 72	2 - 12" Leaves	2	N/A
48 x 72	3 - 12" Leaves	3	N/A
48 x 72	4 - 12" Leaves	4	N/A



Rectangular



Square Round
Up to 8"



Crosscut
Up to 4"



Boat



Bow End



Kitchen End




Oval



Bunker Hill
Mission

TRESTLE MISSION

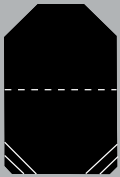
Table Top Shapes



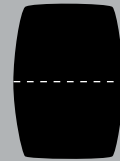
Rectangular



Square Round
Up to 8"



Crosscut
Up to 4"



Boat



Options Shown

- Rectangular Top
- Eased Edge
- Trestle Mission

Edges



Large Round



Round



Waterfall



Fillet



Bevel



Ogee



Chamfer



Thumbnail



Reverse
Bevel



Eased



Small
Round

Base Options



Lilac



J-Arch Trestle

TRESTLE MISSION

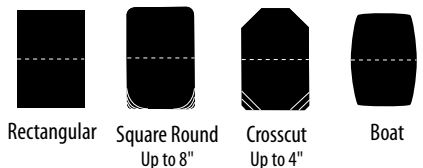
*Self Store Leaves only available where specified • Aprons NOT AVAILABLE on Self Store Leaves
All Non Self Store Leaves have Aprons • Up to 8 Leaves Available with Drop Legs*

Size	Leaves	S/S	S/S/ with Apron
36 x 48	1 - 12" Leaf	1	N/A
36 x 48	2 - 12" Leaves	2	N/A
36 x 48	3 - 12" Leaves	2	N/A
36 x 54	1 - 12" Leaf	1	N/A
36 x 54	2 - 12" Leaves	2	N/A
36 x 54	3 - 12" Leaves	2	N/A
36 x 60	1 - 12" Leaf	1	N/A
36 x 60	2 - 12" Leaves	2	N/A
36 x 60	3 - 12" Leaves	2	N/A
36 x 60	4 - 12" Leaves	2	N/A
36 x 66	1 - 12" Leaf	1	N/A
36 x 66	2 - 12" Leaves	2	N/A
36 x 66	3 - 12" Leaves	2	N/A
36 x 66	4 - 12" Leaves	2	N/A
36 x 72	1 - 12" Leaf	1	N/A
36 x 72	2 - 12" Leaves	2	N/A
36 x 72	3 - 12" Leaves	2	N/A
36 x 72	4 - 12" Leaves	2	N/A

Size	Leaves	S/S	S/S/ with Apron
42 x 48	Add up to 3 Leaves		
42 x 54	1 - 12" Leaf	1	N/A
42 x 54	2 - 12" Leaves	2	N/A
42 x 54	3 - 12" Leaves	3	N/A
42 x 60	1 - 12" Leaf	1	N/A
42 x 60	2 - 12" Leaves	2	N/A
42 x 60	3 - 12" Leaves	3	N/A
42 x 60	4 - 12" Leaves	4	N/A
42 x 66	1 - 12" Leaf	1	N/A
42 x 66	2 - 12" Leaves	2	N/A
42 x 66	3 - 12" Leaves	3	N/A
42 x 66	4 - 12" Leaves	4	N/A
42 x 72	1 - 12" Leaf	1	N/A
42 x 72	2 - 12" Leaves	2	N/A
42 x 72	3 - 12" Leaves	3	N/A
42 x 72	4 - 12" Leaves	4	N/A

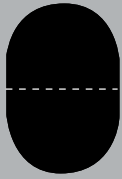
Size	Leaves	S/S	S/S/ with Apron
54 x 54	Add up to 3 Leaves		
54 x 60	Add up to 4 Leaves		
54 x 66	1 - 12" Leaf	1	N/A
54 x 66	2 - 12" Leaves	2	N/A
54 x 66	3 - 12" Leaves	3	N/A
54 x 66	4 - 12" Leaves	4	N/A
54 x 72	1 - 12" Leaf	1	N/A
54 x 72	2 - 12" Leaves	2	N/A
54 x 72	3 - 12" Leaves	3	N/A
54 x 72	4 - 12" Leaves	4	N/A

48 x 48	Add up to 3 Leaves		
48 x 54	Add up to 3 Leaves		
48 x 60	1 - 12" Leaf	1	N/A
48 x 60	2 - 12" Leaves	2	N/A
48 x 60	3 - 12" Leaves	3	N/A
48 x 60	4 - 12" Leaves	4	N/A
48 x 66	1 - 12" Leaf	1	N/A
48 x 66	2 - 12" Leaves	2	N/A
48 x 66	3 - 12" Leaves	3	N/A
48 x 66	4 - 12" Leaves	4	N/A
48 x 72	1 - 12" Leaf	1	N/A
48 x 72	2 - 12" Leaves	2	N/A
48 x 72	3 - 12" Leaves	3	N/A
48 x 72	4 - 12" Leaves	4	N/A



DOUBLE CARLISLE & ACCENT

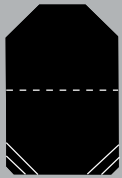
Table Top Shapes




Oval



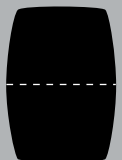
Square Round
Up to 12"




Crosscut
Up to 12"



Bow End



Boat



Rectangular

Edges



Large Round



Round



Waterfall



Fillet



Bevel



Ogee



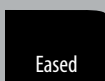
Chamfer



Thumbnail



Reverse
Bevel



Eased



Small
Round



Options Shown

- Oval Top
- Round Edge
- Double Carlisle Base

Double Carlisle



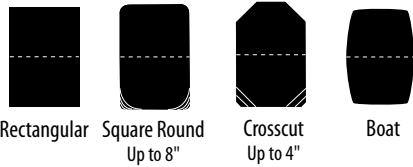
Options Shown

- Rectangular Top
- Chamfer Edge
- Accent Base

Accent

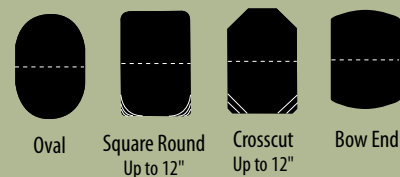
DOUBLE CARLISLE & ACCENT

*Self Store Leaves only available where specified • Aprons NOT AVAILABLE on Self Store Leaves
All Non Self Store Leaves have Aprons • Up to 8 Leaves Available with Drop Legs*



Size	Leaves	S/S	S/S/ with Apron
36 x 60	1 - 12" Leaf	1	N/A
36 x 60	2 - 12" Leaves	2	N/A
36 x 60	3 - 12" Leaves	2	N/A
36 x 60	4 - 12" Leaves	2	N/A
36 x 66	1 - 12" Leaf	1	N/A
36 x 66	2 - 12" Leaves	2	N/A
36 x 66	3 - 12" Leaves	2	N/A
36 x 66	4 - 12" Leaves	2	N/A
36 x 72	1 - 12" Leaf	1	N/A
36 x 72	2 - 12" Leaves	2	N/A
36 x 72	3 - 12" Leaves	2	N/A
36 x 72	4 - 12" Leaves	2	N/A

42 x 60	1 - 12" Leaf	1	N/A
42 x 60	2 - 12" Leaves	2	N/A
42 x 60	3 - 12" Leaves	3	N/A
42 x 60	4 - 12" Leaves	4	N/A



Size	Leaves	S/S	S/S with Apron
36 x 60	1 - 12" Leaf	1	N/A
36 x 60	2 - 12" Leaves	2	N/A
36 x 60	3 - 12" Leaves	2	N/A
36 x 60	4 - 12" Leaves		N/A
36 x 66	1 - 12" Leaf	1	N/A
36 x 66	2 - 12" Leaves	2	N/A
36 x 66	3 - 12" Leaves	2	N/A
36 x 66	4 - 12" Leaves		N/A
36 x 72	1 - 12" Leaf	1	N/A
36 x 72	2 - 12" Leaves	2	N/A
36 x 72	3 - 12" Leaves	2	N/A
36 x 72	4 - 12" Leaves	2	N/A

Accent tables also available with 24" Butterfly Leaf

Size	Leaves	S/S	S/S/ with Apron
42 x 66	1 - 12" Leaf	1	N/A
42 x 66	2 - 12" Leaves	2	N/A
42 x 66	3 - 12" Leaves	3	N/A
42 x 66	4 - 12" Leaves	4	N/A
42 x 72	1 - 12" Leaf	1	N/A
42 x 72	2 - 12" Leaves	2	N/A
42 x 72	3 - 12" Leaves	3	N/A
42 x 72	4 - 12" Leaves	4	N/A

48 x 60	1 - 12" Leaf	1	N/A
48 x 60	2 - 12" Leaves	2	N/A
48 x 60	3 - 12" Leaves	3	N/A
48 x 60	4 - 12" Leaves	4	N/A
48 x 66	1 - 12" Leaf	1	N/A
48 x 66	2 - 12" Leaves	2	N/A
48 x 66	3 - 12" Leaves	3	N/A
48 x 66	4 - 12" Leaves	4	N/A

Size	Leaves	S/S	S/S/ with Apron
48 x 72	1 - 12" Leaf	1	N/A
48 x 72	2 - 12" Leaves	2	N/A
48 x 72	3 - 12" Leaves	3	N/A
48 x 72	4 - 12" Leaves	4	N/A

54 x 60	1 - 12" Leaf	1	N/A
54 x 60	2 - 12" Leaves	2	N/A
54 x 60	3 - 12" Leaves	3	N/A
54 x 60	4 - 12" Leaves	4	N/A
54 x 66	1 - 12" Leaf	1	N/A
54 x 66	2 - 12" Leaves	2	N/A
54 x 66	3 - 12" Leaves	3	N/A
54 x 66	4 - 12" Leaves	4	N/A
54 x 72	1 - 12" Leaf	1	N/A
54 x 72	2 - 12" Leaves	2	N/A
54 x 72	3 - 12" Leaves	3	N/A
54 x 72	4 - 12" Leaves	4	N/A

Size	Leaves	S/S	S/S with Apron
42 x 60	1 - 12" Leaf	1	N/A
42 x 60	2 - 12" Leaves	2	N/A
42 x 60	3 - 12" Leaves	2	N/A
42 x 60	4 - 12" Leaves		N/A
42 x 66	1 - 12" Leaf	1	N/A
42 x 66	2 - 12" Leaves	2	N/A
42 x 66	3 - 12" Leaves	2	N/A
42 x 66	3 - 10" Leaves	3	N/A
42 x 66	4 - 12" Leaves	2	N/A
42 x 66	4 - 10" Leaves	4	N/A
42 x 72	1 - 12" Leaf	1	N/A
42 x 72	2 - 12" Leaves	2	N/A
42 x 72	3 - 12" Leaves	3	N/A
42 x 72	4 - 12" Leaves	2	N/A
42 x 72	4 - 10" Leaves	4	N/A

48 x 60	1 - 12" Leaf	1	N/A
48 x 60	2 - 12" Leaves	2	N/A
48 x 60	3 - 12" Leaves	2	N/A
48 x 60	4 - 12" Leaves	2	N/A

Size	Leaves	S/S	S/S with Apron
48 x 66	1 - 12" Leaf	1	N/A
48 x 66	2 - 12" Leaves	2	N/A
48 x 66	3 - 12" Leaves	2	N/A
48 x 66	3 - 10" Leaves	3	N/A
48 x 66	4 - 12" Leaves	2	N/A
48 x 66	4 - 10" Leaves	4	N/A
48 x 72	1 - 12" Leaf	1	N/A
48 x 72	2 - 12" Leaves	2	N/A
48 x 72	3 - 12" Leaves	3	N/A
48 x 72	4 - 12" Leaves	4	N/A


54 x 60	Add up to 4 Leaves		
54 x 66	1 - 12" Leaf	1	N/A
54 x 66	2 - 12" Leaves	2	N/A
54 x 66	3 - 12" Leaves	2	N/A
54 x 66	4 - 12" Leaves	2	N/A
54 x 72	1 - 12" Leaf	1	N/A
54 x 72	2 - 12" Leaves	2	N/A
54 x 72	3 - 12" Leaves	3	N/A
54 x 72	4 - 12" Leaves	4	N/A

CARLISLE/MODERN MISSION

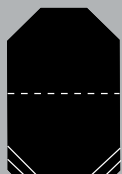
Table Top Shapes



Rectangular




Square Round
Up to 12"



Crosscut
Up to 12"



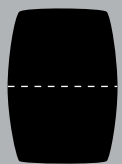
Bow End



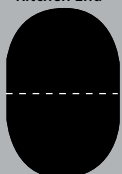
Duchess



Kitchen End




Boat



Oval



Square



Round

Edges



Large Round



Round



Waterfall



Fillet



Bevel



Ogee



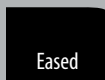
Chamfer



Thumbnail



Reverse
Bevel



Eased



Small
Round



Options Shown

- Round Top
- Round Edge
- Carlisle Base

Carlisle



Options Shown

- Round Top
- Eased Edge
- Modern Mission Base

Modern Mission

CARLISLE/MODERN MISSION

Self Store Leaves only available where specified • All Non Self Store Leaves have Aprons
Up to 6 Leaves Available on Select Sizes with Drop Legs

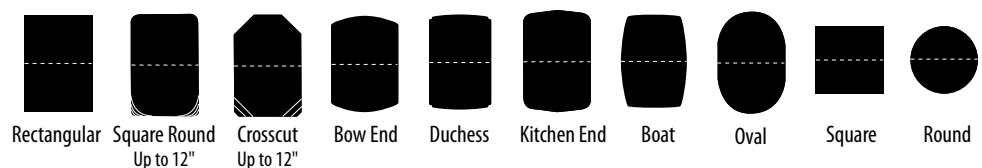
Size	Leaves	S/S	S/S/ with Apron
36 x 36	Add up to 2 Leaves	N/A	
36 x 42	Add up to 2 Leaves	N/A	
36 x 48	1 - 12" Leaf	N/A	
36 x 48	1 - 10" Leaf	1	1
36 x 48	2 - 12" Leaves	N/A	
36 x 48	2 - 10" Leaves	2	1
36 x 48	3 - 12" Leaves	N/A	
36 x 48	3 - 10" Leaves	2	1
36 x 54	1 - 12" Leaf	1	1
36 x 54	2 - 12" Leaves	2	1
36 x 54	3 - 12" Leaves	2	1
36 x 60	1 - 12" Leaf	1	1
36 x 60	2 - 12" Leaves	2	1
36 x 60	3 - 12" Leaves	2	1

Size	Leaves	S/S	S/S/ with Apron
42 x 42	Add up to 3 Leaves	N/A	
42 x 48	Add up to 3 Leaves	N/A	
42 x 54	1 - 12" Leaf	1	1
42 x 54	2 - 12" Leaves	2	1
42 x 60	1 - 12" Leaf	1	1
42 x 60	2 - 12" Leaves	2	1

Size	Leaves	S/S	S/S/ with Apron
48 x 48	Add up to 3 Leaves	N/A	
48 x 54	Add up to 2 Leaves	N/A	
48 x 60	1 - 12" Leaf	1	1


54 x 54	Add up to 1 Leaf		
54 x 60	Solid Top		

60 x 60	Solid Top		
---------	-----------	--	--



DOUBLE MODERN MISSION

Table Top Shapes



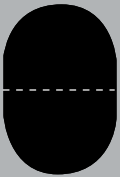
Rectangular



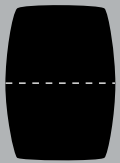
Square Round
Up to 12"




Crosscut
Up to 12"



Oval



Boat



Bow End



Options Shown

- Square Round Top
- Round Edge
- Modern Mission Base
- All Feet have Rollers

Edges



Large Round



Round



Waterfall



Fillet



Bevel



Ogee



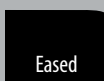
Chamfer



Thumbnail



Reverse
Bevel



Eased



Small
Round

Leg Options

Leg Options are not available for Double Modern Mission tables

DOUBLE MODERN MISSION

*Self Store Leaves only available where specified • Aprons NOT AVAILABLE on Self Store Leaves
All Non Self Store Leaves have Aprons.*

Size	Leaves	S/S	S/S/ with Apron
42 x 66	2 - 12" Leaves	2	N/A
42 x 66	3 - 12" Leaves	2	N/A
42 x 66	4 - 12" Leaves	2	N/A
42 x 72	1 - 12" Leaf	1	N/A
42 x 72	2 - 12" Leaves	2	N/A
42 x 72	3 - 12" Leaves	2	N/A
42 x 72	4 - 12" Leaves	2	N/A
42 x 84	1 - 12" Leaf	1	N/A
42 x 84	2 - 12" Leaves	2	N/A
42 x 84	3 - 12" Leaves	2	N/A
42 x 84	4 - 12" Leaves	2	N/A
42 x 96	1 - 12" Leaf	1	N/A
42 x 96	2 - 12" Leaves	2	N/A
42 x 96	3 - 12" Leaves	2	N/A
42 x 96	4 - 12" Leaves	2	N/A
42 x 108	1 - 12" Leaf	1	N/A
42 x 108	2 - 12" Leaves	2	N/A
42 x 108	3 - 12" Leaves	2	N/A
42 x 108	4 - 12" Leaves	2	N/A

Size	Leaves	S/S	S/S/ with Apron
48 x 66	2 - 12" Leaves	2	N/A
48 x 66	3 - 12" Leaves	2	N/A
48 x 66	4 - 12" Leaves	2	N/A
48 x 72	1 - 12" Leaf	1	N/A
48 x 72	2 - 12" Leaves	2	N/A
48 x 72	3 - 12" Leaves	2	N/A
48 x 72	4 - 12" Leaves	2	N/A
48 x 84	1 - 12" Leaf	1	N/A
48 x 84	2 - 12" Leaves	2	N/A
48 x 84	3 - 12" Leaves	2	N/A
48 x 84	4 - 12" Leaves	2	N/A
48 x 96	1 - 12" Leaf	1	N/A
48 x 96	2 - 12" Leaves	2	N/A
48 x 96	3 - 12" Leaves	2	N/A
48 x 96	4 - 12" Leaves	2	N/A
48 x 108	1 - 12" Leaf	1	N/A
48 x 108	2 - 12" Leaves	2	N/A
48 x 108	3 - 12" Leaves	2	N/A
48 x 108	4 - 12" Leaves	2	N/A

Size	Leaves	S/S	S/S/ with Apron
54 x 66	2 - 12" Leaves	2	N/A
54 x 66	3 - 12" Leaves	2	N/A
54 x 66	4 - 12" Leaves	2	N/A
54 x 72	1 - 12" Leaf	1	N/A
54 x 72	2 - 12" Leaves	2	N/A
54 x 72	3 - 12" Leaves	2	N/A
54 x 72	4 - 12" Leaves	2	N/A



Rectangular



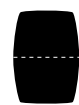
Square Round
Up to 12"



Crosscut
Up to 12"



Oval



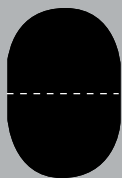
Boat



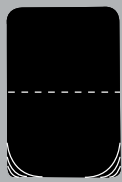
Bow End

ARLINGTON / BRIDGEPORT

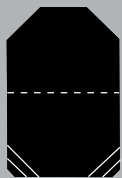
Table Top Shapes




Oval



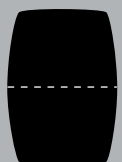
Square Round
Up to 12"




Crosscut
Up to 12"



Bow End



Boat



Rectangular

Edges



Large Round



Round



Waterfall



Fillet



Bevel



Ogee



Chamfer



Thumbnail



Reverse
Bevel



Eased



Small
Round



Arlington

Options Shown

- Rectangular Top
- Eased Edge
- Arlington Base




Bridgeport

Options Shown

- Bow End Top
- Waterfall Edge
- Bridgeport Base

ARLINGTON / BRIDGEPORT

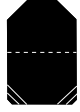
Self Store Leaves only available where specified • Aprons NOT AVAILABLE on Self Store Leaves
All Non Self Store Leaves have Aprons • Up to 8 Leaves Available with Drop Legs



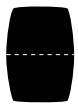
Rectangular



Square Round
Up to 8"



Crosscut
Up to 4"



Boat

Size	Leaves	S/S	S/S/ with Apron
36 x 60	1 - 12" Leaf	1	N/A
36 x 60	2 - 12" Leaves	2	N/A
36 x 60	3 - 12" Leaves	2	N/A
36 x 60	4 - 12" Leaves	2	N/A
36 x 66	1 - 12" Leaf	1	N/A
36 x 66	2 - 12" Leaves	2	N/A
36 x 66	3 - 12" Leaves	2	N/A
36 x 66	4 - 12" Leaves	2	N/A
36 x 72	1 - 12" Leaf	1	N/A
36 x 72	2 - 12" Leaves	2	N/A
36 x 72	3 - 12" Leaves	2	N/A
36 x 72	4 - 12" Leaves	2	N/A

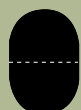
42 x 60	1 - 12" Leaf	1	N/A
42 x 60	2 - 12" Leaves	2	N/A
42 x 60	3 - 12" Leaves	3	N/A
42 x 60	4 - 12" Leaves	4	N/A

Size	Leaves	S/S	S/S/ with Apron
42 x 66	1 - 12" Leaf	1	N/A
42 x 66	2 - 12" Leaves	2	N/A
42 x 66	3 - 12" Leaves	3	N/A
42 x 66	4 - 12" Leaves	4	N/A
42 x 72	1 - 12" Leaf	1	N/A
42 x 72	2 - 12" Leaves	2	N/A
42 x 72	3 - 12" Leaves	3	N/A
42 x 72	4 - 12" Leaves	4	N/A

48 x 60	1 - 12" Leaf	1	N/A
48 x 60	2 - 12" Leaves	2	N/A
48 x 60	3 - 12" Leaves	3	N/A
48 x 60	4 - 12" Leaves	4	N/A
48 x 66	1 - 12" Leaf	1	N/A
48 x 66	2 - 12" Leaves	2	N/A
48 x 66	3 - 12" Leaves	3	N/A
48 x 66	4 - 12" Leaves	4	N/A

Size	Leaves	S/S	S/S/ with Apron
48 x 72	1 - 12" Leaf	1	N/A
48 x 72	2 - 12" Leaves	2	N/A
48 x 72	3 - 12" Leaves	3	N/A
48 x 72	4 - 12" Leaves	4	N/A

54 x 60	1 - 12" Leaf	1	N/A
54 x 60	2 - 12" Leaves	2	N/A
54 x 60	3 - 12" Leaves	3	N/A
54 x 60	4 - 12" Leaves	4	N/A
54 x 66	1 - 12" Leaf	1	N/A
54 x 66	2 - 12" Leaves	2	N/A
54 x 66	3 - 12" Leaves	3	N/A
54 x 66	4 - 12" Leaves	4	N/A
54 x 72	1 - 12" Leaf	1	N/A
54 x 72	2 - 12" Leaves	2	N/A
54 x 72	3 - 12" Leaves	3	N/A
54 x 72	4 - 12" Leaves	4	N/A



Oval



Square Round
Up to 12"



Crosscut
Up to 12"



Bow End

Size	Leaves	S/S	S/S/ with Apron
36 x 60	1 - 12" Leaf	1	N/A
36 x 60	2 - 12" Leaves	2	N/A
36 x 60	3 - 12" Leaves	2	N/A
36 x 60	4 - 12" Leaves		N/A
36 x 66	1 - 12" Leaf	1	N/A
36 x 66	2 - 12" Leaves	2	N/A
36 x 66	3 - 12" Leaves	2	N/A
36 x 66	4 - 12" Leaves		N/A
36 x 72	1 - 12" Leaf	1	N/A
36 x 72	2 - 12" Leaves	2	N/A
36 x 72	3 - 12" Leaves	2	N/A
36 x 72	4 - 12" Leaves	2	N/A

Size	Leaves	S/S	S/S/ with Apron
42 x 60	1 - 12" Leaf	1	N/A
42 x 60	2 - 12" Leaves	2	N/A
42 x 60	3 - 12" Leaves	2	N/A
42 x 60	4 - 12" Leaves		N/A
42 x 66	1 - 12" Leaf	1	N/A
42 x 66	2 - 12" Leaves	2	N/A
42 x 66	3 - 12" Leaves	2	N/A
42 x 66	3 - 10" Leaves	3	N/A
42 x 66	4 - 12" Leaves	2	N/A
42 x 66	4 - 10" Leaves	4	N/A
42 x 72	1 - 12" Leaf	1	N/A
42 x 72	2 - 12" Leaves	2	N/A
42 x 72	3 - 12" Leaves	3	N/A
42 x 72	4 - 12" Leaves	2	N/A
42 x 72	4 - 10" Leaves	4	N/A


48 x 60	1 - 12" Leaf	1	N/A
48 x 60	2 - 12" Leaves	2	N/A
48 x 60	3 - 12" Leaves	2	N/A
48 x 60	4 - 12" Leaves	2	N/A

Size	Leaves	S/S	S/S/ with Apron
48 x 66	1 - 12" Leaf	1	N/A
48 x 66	2 - 12" Leaves	2	N/A
48 x 66	3 - 12" Leaves	2	N/A
48 x 66	3 - 10" Leaves	3	N/A
48 x 66	4 - 12" Leaves	2	N/A
48 x 66	4 - 10" Leaves	4	N/A
48 x 72	1 - 12" Leaf	1	N/A
48 x 72	2 - 12" Leaves	2	N/A
48 x 72	3 - 12" Leaves	3	N/A
48 x 72	4 - 12" Leaves	4	N/A

54 x 60	Add up to 4 Leaves		
54 x 66	1 - 12" Leaf	1	N/A
54 x 66	2 - 12" Leaves	2	N/A
54 x 66	3 - 12" Leaves	2	N/A
54 x 66	4 - 12" Leaves	2	N/A
54 x 72	1 - 12" Leaf	1	N/A
54 x 72	2 - 12" Leaves	2	N/A
54 x 72	3 - 12" Leaves	3	N/A
54 x 72	4 - 12" Leaves	4	N/A

WOODSTOCK

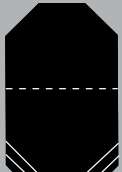
Table Top Shapes



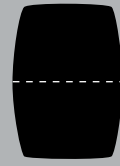
Rectangular



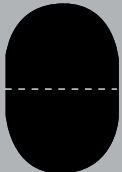
Square Round
Up to 12"




Crosscut
Up to 12"




Boat




Oval




Bow End




Kitchen End



Duchess



Square



Round

Edges



Large Round



Round



Waterfall



Fillet



Bevel



Ogee



Chamfer



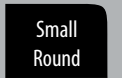
Thumbnail



Reverse
Bevel



Eased



Small
Round



Options Shown

- Round Top
- Round Edge
- Woodstock Pedestal
- Woodstock Feet

Pedestal Options

Pedestal/Feet Options are not available for Woodstock tables

WOODSTOCK

Self Store Leaves only available where specified • All Non Self Store Leaves have Aprons
Up to 6 Leaves Available on Select Sizes with Drop Legs

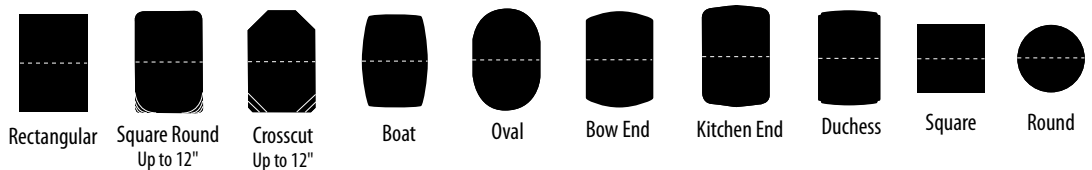
Size	Leaves	S/S	S/S/ with Apron
36 x 36	Add up to 2 Leaves	N/A	
36 x 42	Add up to 2 Leaves	N/A	
36 x 48	1 - 12" Leaf	N/A	
36 x 48	1 - 10" Leaf	1	1
36 x 48	2 - 12" Leaves	N/A	
36 x 48	2 - 10" Leaves	2	1
36 x 48	3 - 12" Leaves	N/A	1
36 x 48	3 - 10 Leaves	2	1
36 x 54	1 - 12" Leaf	1	1
36 x 54	2 - 12" Leaves	2	1
36 x 54	3 - 12" Leaves	2	1
36 x 60	1 - 12" Leaf	1	1
36 x 60	2 - 12" Leaves	2	1
36 x 60	3 - 12" Leaves	2	1

Size	Leaves	S/S	S/S/ with Apron
42 x 42	Add up to 3 Leaves	N/A	
42 x 48	Add up to 3 Leaves	N/A	
42 x 54	1 - 12" Leaf	1	1
42 x 54	2 - 12" Leaves	2	1
42 x 60	1 - 12" Leaf	1	1
42 x 60	2 - 12" Leaves	2	1

Size	Leaves	S/S	S/S/ with Apron
48 x 48	Add up to 3 Leaves	N/A	
48 x 54	Add up to 2 Leaves	N/A	
48 x 60	1 - 12" Leaf	1	1


54 x 54	Add up to 1 Leaf	N/A	
54 x 60	Solid Top Only		

60 x 60	Solid Top Only		
---------	----------------	--	--



WINE TABLE

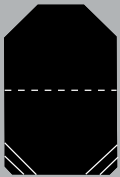
Table Top Shapes



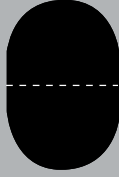
Rectangular




Square Round
Up to 12"




Crosscut
Up to 12"




Oval




Kitchen End




Bow End



Round



Duchess



Square

Edges



Large Round



Round



Waterfall



Fillet



Bevel



Ogee




Chamfer



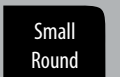
Thumbnail



Reverse
Bevel



Eased



Small
Round



Options Shown

- Round Top
- Round Edge
- Wine Rack
- Storage Drawer

Any Self Storing Leaves can be substituted with a 16" Butterfly Leaf

WINE TABLES

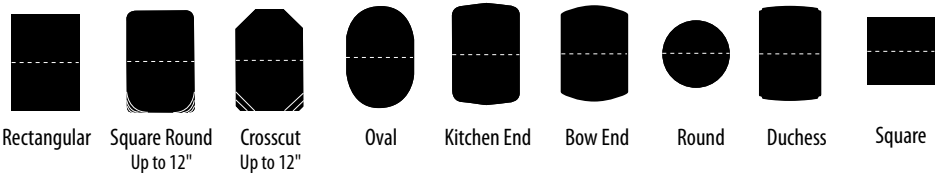
Self Store Leaves only available where specified • All Non Self Store Leaves have Aprons

Size	Leaves	S/S	S/S/ with Apron
42 x 42	Add up to 3 Leaves	N/A	
42 x 48	Add up to 3 Leaves	N/A	
42 x 54	1 - 12" Leaf	1	1
42 x 54	2 - 12" Leaves	2	1
42 x 60	1 - 12" Leaf	1	1
42 x 60	2 - 12" Leaves	2	1

Size	Leaves	S/S	S/S/ with Apron
48 x 48	Add up to 3 Leaves	N/A	
48 x 54	Add up to 2 Leaves	N/A	
48 x 60	1 - 12" Leaf	1	1

54 x 54	Add up to 2 Leaves	N/A	
54 x 60	Add up to 1 Leaf	N/A	

60 x 60	Add up to 1 Leaf	N/A	
---------	------------------	-----	--



2023 **NEW!** TABLES

• Cynergy
see page 76



• Barlow
see page 74



• Dawson
see page 72



• Delta
see page 78



• Venus
see page 32



• Cynergy
see page 34

